

Oracle Application Express

The Hidden “Gem” in your Oracle Database

Copyright 2011 © Konoso LLC

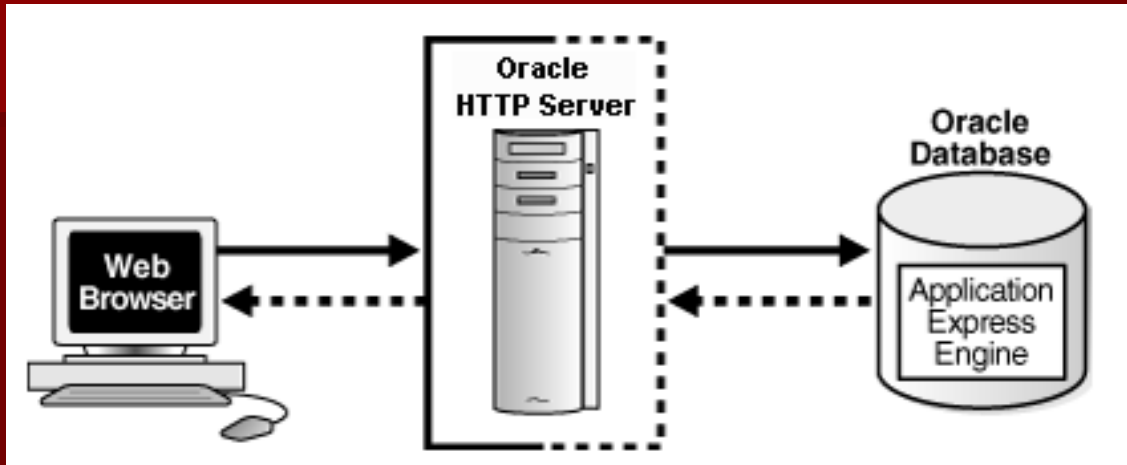
Tony Jedlinski

- Tony Jedlinski – President, **Konoso LLC**
- Formerly IOUG Director of Web Content and Initiatives
- Named HTML DB (Now Apex) Developer of the Year 2005 by Oracle Magazine
- Published in Oracle Magazine and presenter at Oracle World and IOUG Collaborate conferences
- Oracle Application Express Certified Expert

How ApEx works

- MOD_PLSQL Package
- Mike Hichwa (Flows, HTML-DB, ApEx)
- Descendent of WebDB – Oracle Portal
- Use meta data to “drive” MOD_PLSQL
- Included as part of EVERY Oracle license (v9.2 +)

Oracle HTTP Server and mod_plsql

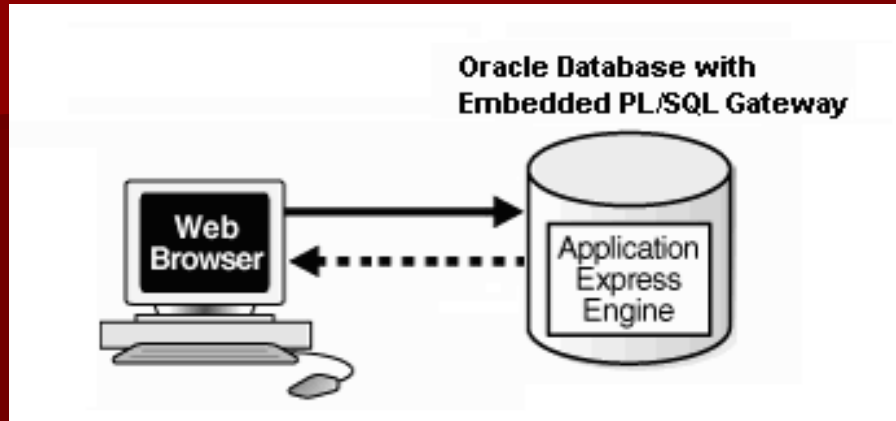


Use with
PI/sql OR
Application Express
Listener

Advantages

- Separation from mid-tier for the database tier
- Appropriate for Oracle Real Application Clusters (Oracle RAC) environments

Embedded PL/SQL Gateway



Advantages :

Ease of configuration

Included in the database

No separate server installation

The embedded PL/SQL gateway runs in the database as part of the XML DB HTTP Protocol Listener. The XML DB HTTP Protocol Listener and embedded PL/SQL gateway provides the equivalent core features of Oracle HTTP Server and mod_plsql. Because the HTTP Listener runs in the same database where Oracle Application Express is installed, it is not possible to separate the HTTP listener from the database. **For this reason, it is not recommended to use the embedded PL/SQL gateway for applications that run on the Internet.** Additionally, the embedded PL/SQL gateway does not provide the same flexibility of configuration and detailed logging as Oracle HTTP Server with mod_plsql.

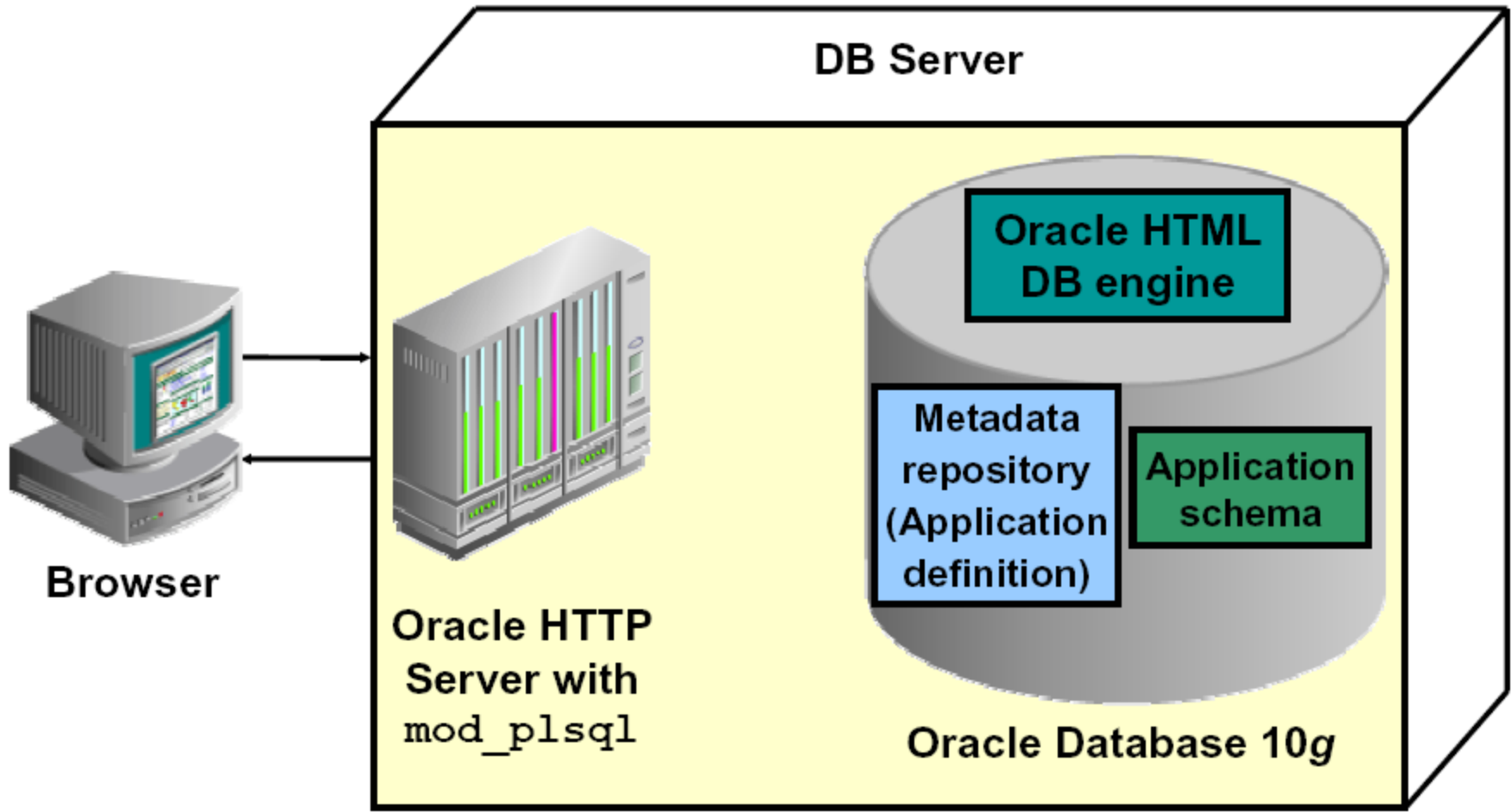
Browser requirements

Must support:
cookies,
JavaScript,
HTML 4.0,
and CSS 1.0

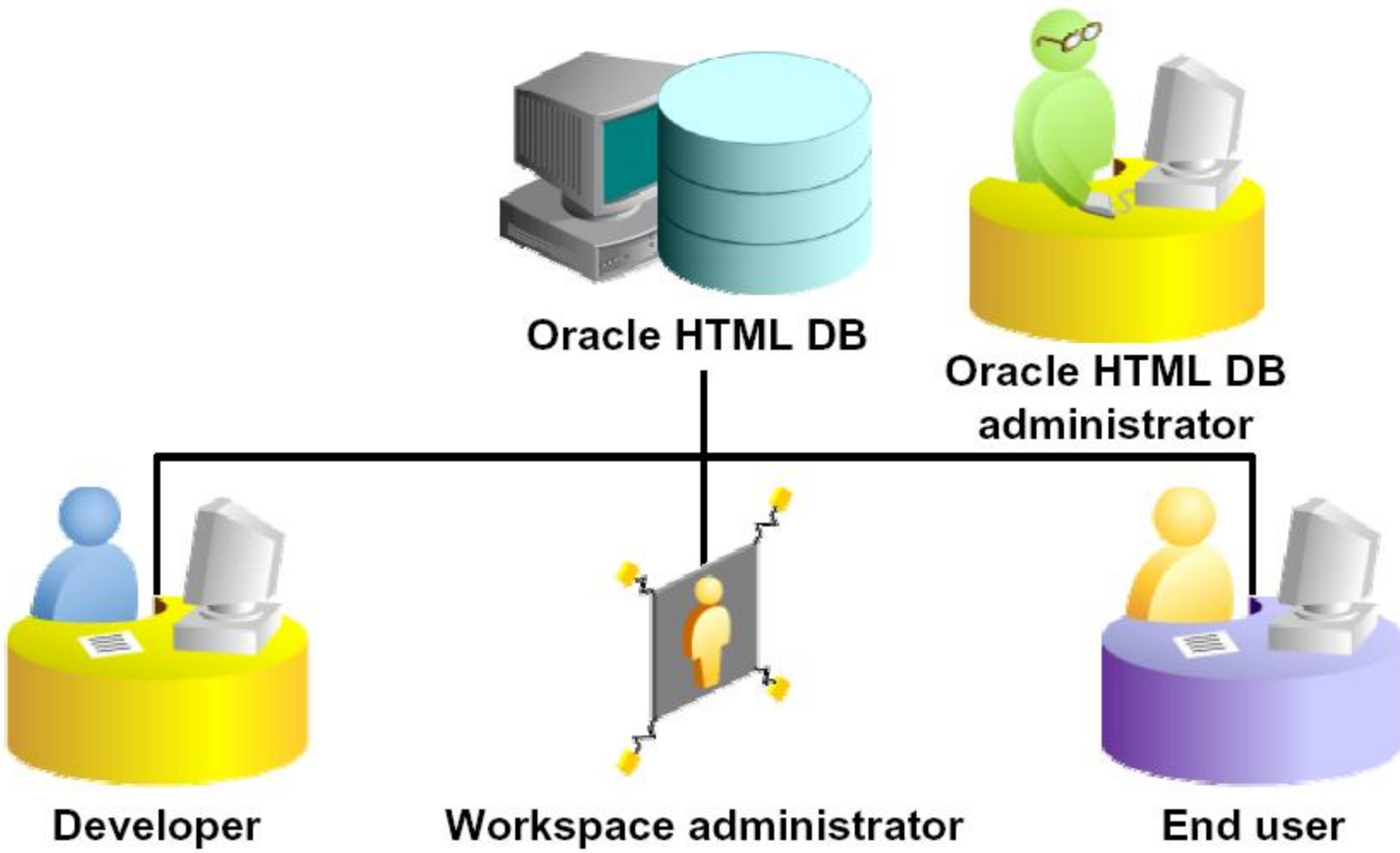
Internet Explorer 7+,
Firefox 3.5+,
Apple's Safari,
and Google Chrome

APEX

Architecture



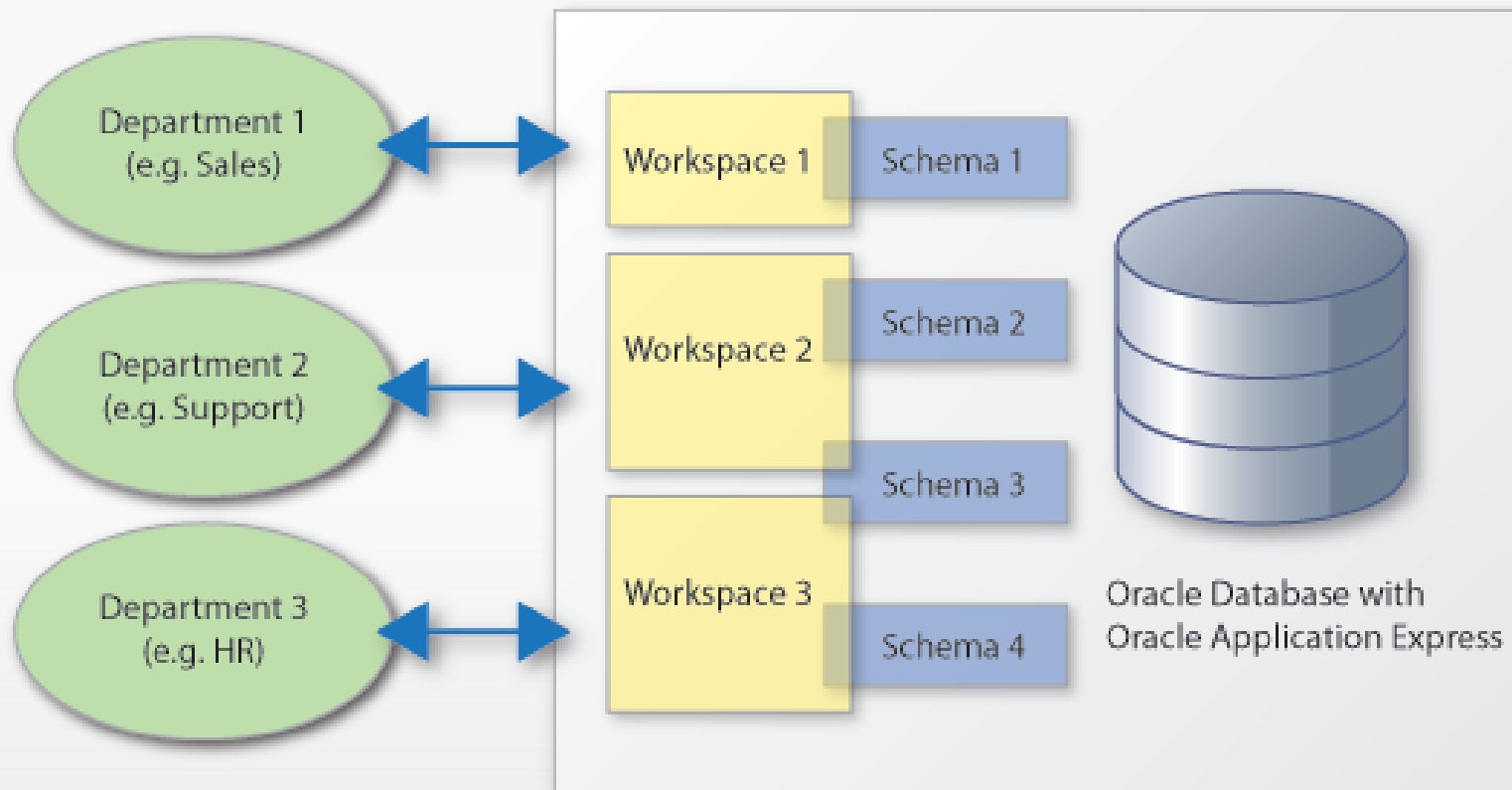
Defining Roles



Multi Tenant



Oracle Application Express enables a single database to host large numbers of applications and users. Developers work in a dedicated work area called a workspace to develop applications against one or more schemas. This flexible architecture enables a single database instance to act as a "Platform as a Service" (PaaS), providing a hosted Intranet capability within the organization.



ApEx Database Structures

- Database account **FLOWS_040000**
 - Contains the functional PL/SQL and meta-data entered for each ApEx object.
- Apex Workspaces (e.g. **konoso3**)
 - Database account for each workspace
 - Contain any objects (tables, procedures, etc.) created within ApEx by users of that workspace.
- Database privileges apply.

Enabling APEX

- Go to <http://APEX.Oracle.com>
- First – create a workspace and PRACTICE
- Then install or enable APEX on your own system
 - Pre 11g download APEX from OTN
 - 11g just enable APEX

3.5.5 Configure Oracle HTTP Server Distributed with Oracle Database 11g or Oracle Application Server 10g

This section describes how to configure Oracle HTTP Server with `mod_plsql` distributed with Oracle Database 11g or Oracle Application Server 10g.

Topics in this section include:

- [Unlocking the APEX PUBLIC USER Account](#)
- [Changing the Password for the APEX PUBLIC USER Account](#)
- [Copy the Images Directory](#)
- [Configuring Oracle HTTP Server 11g or Oracle Application Server 10g](#)

APEX.oracle.com demonstration

The screenshot shows the Oracle APEX website homepage. At the top left is the Oracle logo. To its right are navigation links for "United States", "Communities", "I am a...", and "I want to...". A search bar labeled "Secure Search" is on the far right. Below this is a horizontal menu with tabs for "Products and Services", "Downloads", "Store", "Support", "Education", "Partners", and "About". A "Oracle Technology Network" dropdown menu is on the right side of this menu.

The main content area has a blue background. On the left is an illustration of a database cylinder, a yellow pencil, and a yellow triangle. In the center, the text reads "Welcome to apex.oracle.com" and "now running Oracle Application Express 4.0". On the right, there are "Login" and "Sign Up" buttons, a "Learn more" link with a right-pointing arrow, and the Oracle Technology Network logo.

Below the main content area is a white box containing the following text: "Use [apex.oracle.com](#) to develop database centric web applications with Oracle Application Express. If you have a workspace, click the [login](#) button, otherwise, click the [sign up](#) button to request a new workspace. Oracle provides [apex.oracle.com](#) as an evaluation service free of charge. Oracle Application Express is a no-cost option of the Oracle database. The latest version of Oracle Application Express can be [downloaded from OTN](#)."

At the bottom, there are four columns of links:

- What's New in 4.0?**
 - Websheets
 - Dynamic Actions
 - Plug-Ins
 - New Charts, Maps and Gantt
 - New Themes and Templates
 - More ...
- Getting Started**
 - Learn More about Application Express
 - Application Express Documentation
 - Podcasts and Viewlets
 - Oracle by Examples (OBE)
 - Oracle Magazine Articles
- Online Resources**
 - Application Express on OTN
 - Application Express Plug-Ins
 - Learn about Interactive Reports
 - Configure PDF Printing
 - Packaged Applications
- Community**
 - OTN Discussion Forum
 - Blogs
 - Consulting Services
 - Commercial Applications
 - Public Websites
 - Hosting Companies
 - More

Demonstration

- Logging in to ApEx
- Navigating
- Using the Data Load utility to import Conference Presentations data.
- Normalize the PAPER_TYPE attribute
- Build an app to manage this data

ApEx Home

Workspace KONOSO2

Learn more ...



Application Builder



SQL Workshop



Team Development



Administration

About

Application Express is a rapid Web application development tool that lets you share data and create applications. Using only a Web browser and limited programming experience, you can develop and deploy applications that are fast and secure.

Available Updates

System is up-to-date

News |



Top Applications

Konoso Project Manag 20

Page events: 1 hours

Top Users

megan 18
nobody 1

Page events: 1 hours

Team Development

Show: All

Release: All Releases

Features	0
Todo's	0
Milestones	0
Bugs	0
Feedback	0

SQL Workshop

ORACLE® Application Express

Welcome TONY ([Logout](#))

Home Application Builder ▾ SQL Workshop ▾ Team Development ▾ Administration ▾

Home > SQL Workshop

Help

KONOSO2



Object Browser



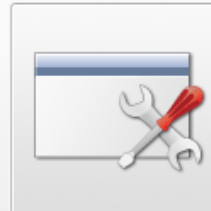
SQL Commands



SQL Scripts



Query Builder



Utilities

About

The SQL Workshop provides tools to view and manage database objects. To create new database objects click on the **Object Browser** icon then click the **Create** button.

[Learn more...](#)

Schema

Schema

KONOSO2 ▾

Set

Utilities

User Interface Defaults

Data Workshop

Generate DDL

Object Reports

Recycle Bin

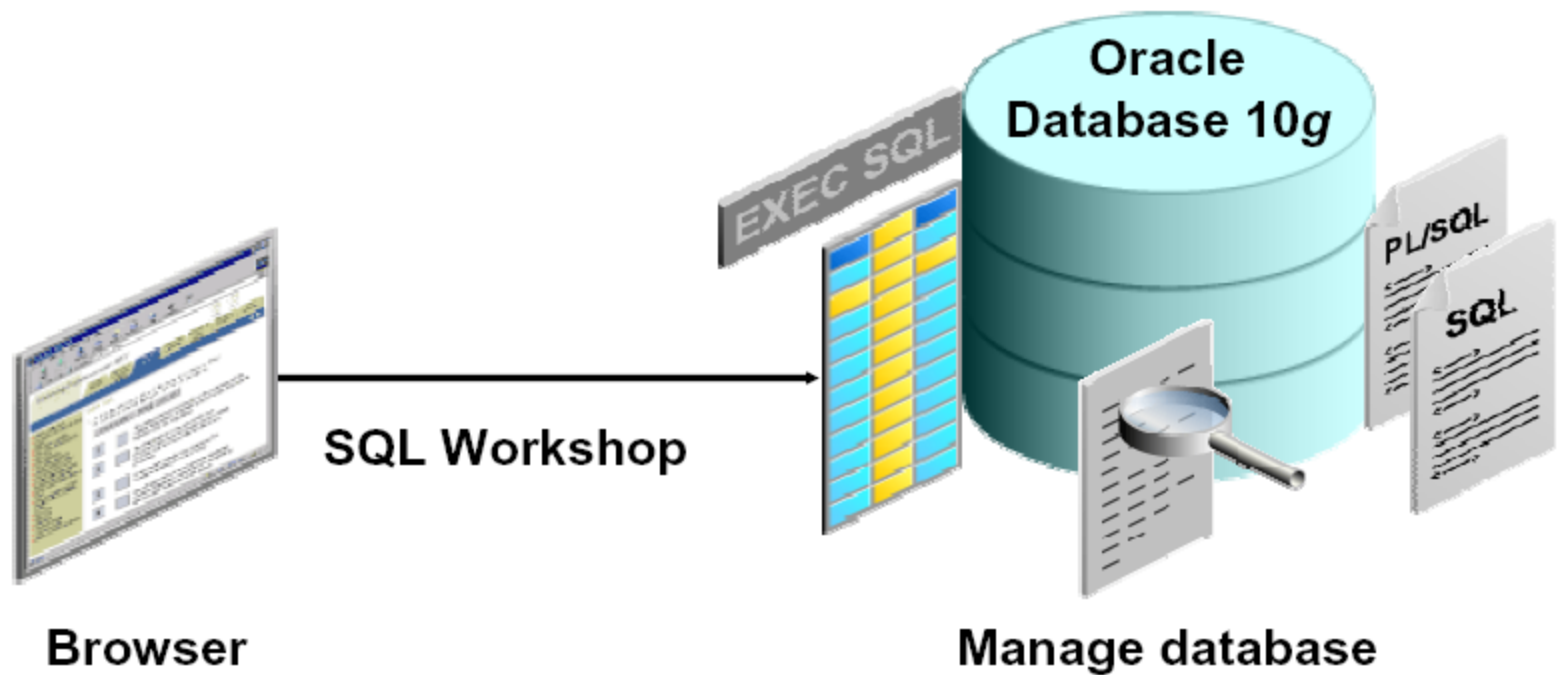
Recently Created Tables

APEX\$ _WS_ROWS	8 days ago
APEX\$ _WS_WEBPG_SECTION_HISTORY	8 days ago
APEX\$ _WS_WEBPG_SECTIONS	8 days ago
APEX\$ _WS_FILES	8 days ago
APEX\$ _WS_HISTORY	8 days ago
APEX\$ _WS_LINKS	8 days ago
APEX\$ _WS_NOTES	8 days ago

Recent SQL Commands

declare pw_v varchar2(100); begin p...	2 weeks ago
INSERT INTO PET_APPLICATIONS(DESCRI...	2 weeks ago
select null, x.d, sum(c) OVER(orde...	2 weeks ago
select null, x.d, sum(c) OVER(orde...	2 weeks ago
select null, x.d, sum(c) OVER(orde...	2 weeks ago
select null, x.d, sum(c) OVER(orde...	2 weeks ago
create table pet_states as select *...	3 months ago

SQL Workshop



ApEx Data Tools

- View and update data (DML)
- Manage DB objects (DDL)
- AdHoc SQL (**SQL Commands**)
- Repositories / Logging
- Accessible from any browser

Utilities

Utilities



Data Workshop



Object Reports




Generate DDL



User Interface Defaults



Recycle Bin



Schema Comparison



Database Monitor



About Database

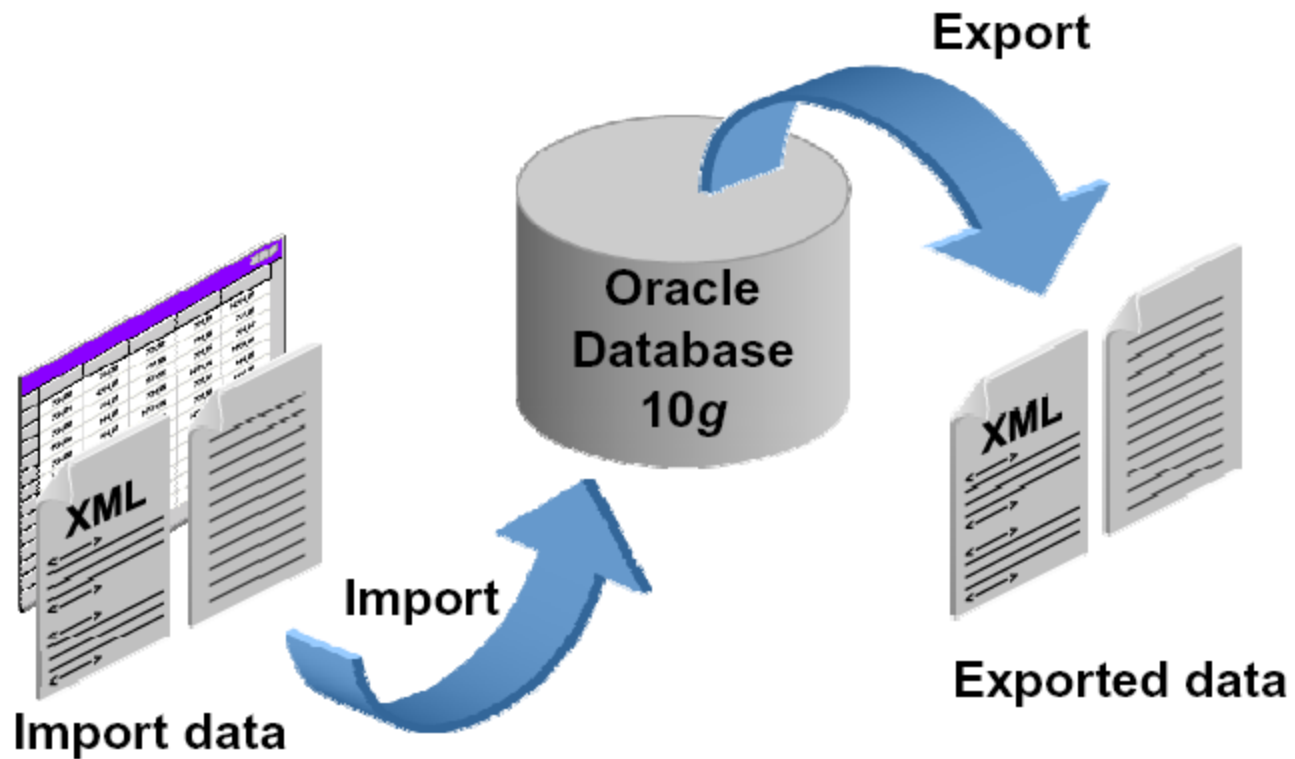
About

Use these utilities to load and unload data from an Oracle database, generate DDL, view object reports, and restore dropped database objects.

Create Object

- Table
- View
- Index
- Sequence
- Type
- Package
- Procedure
- Function
- Trigger
- Database Link
- Materialized View
- Synonym

Data Workshop



Application Builder

Application	Name	Updated	Pages	Updated By	Group	Type	Run
143	TONY 01	8 days ago	2	tony	N/A	Worksheet	
222	Wave test	4 months ago	4	tony	Testing	Database	
250	Calendar	4 months ago	26	tony	Calendar	Database	
256	CollectionShowcase	4 months ago	8	tony	Testing	Database	
257	Konoso Project Management	3 months ago	57	tony	KPM	Database	
289	Petition Menu	2 weeks ago	9	tony	Unassigned	Database	
326	Petition (Public app)	2 weeks ago	5	tony	Unassigned	Database	
329	test	4 months ago	6	tony	Testing	Database	

About

Application developers use wizards to declaratively assemble applications organized by page. Session state is transparently managed. Click the **Create** button to create an application.

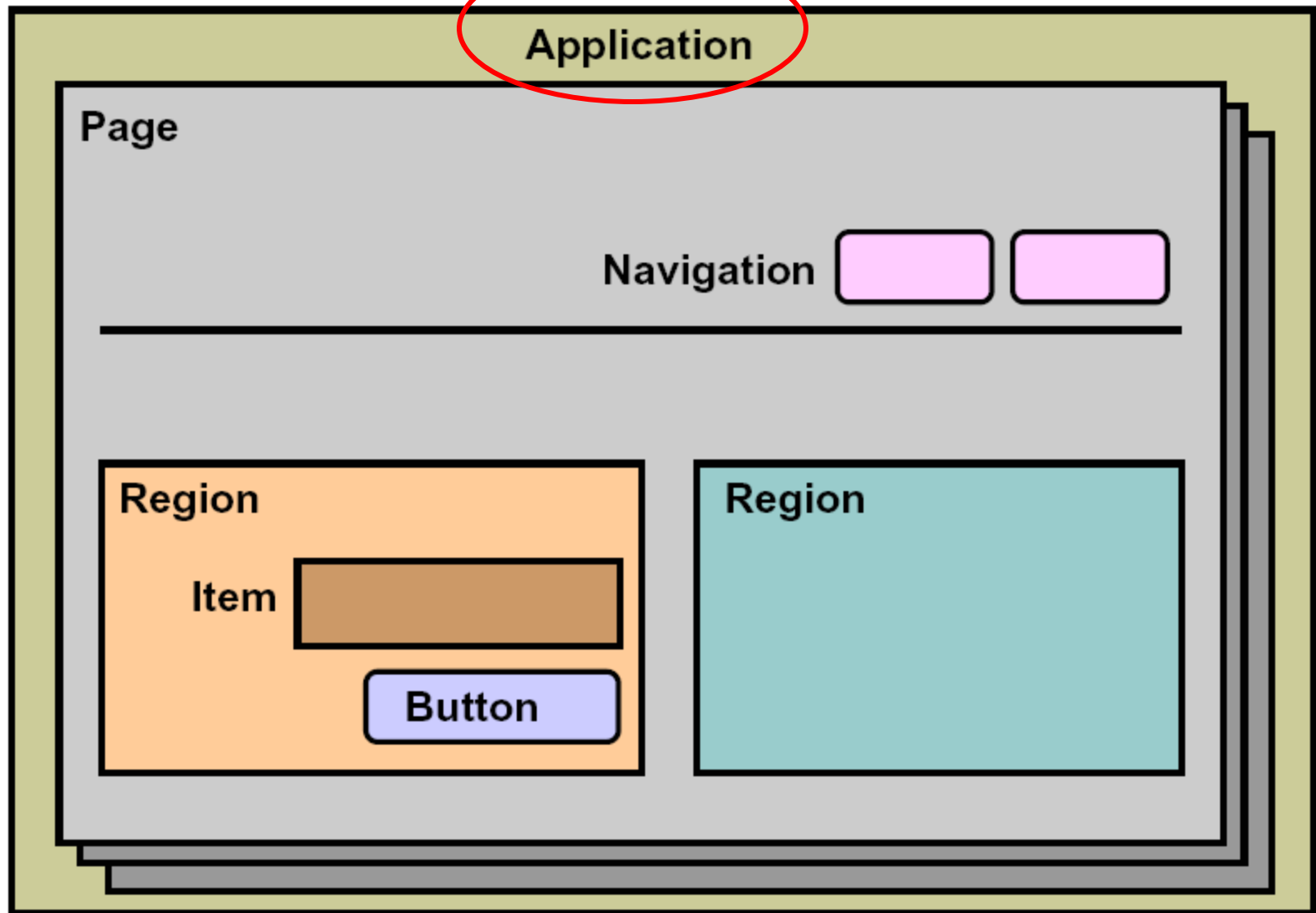
[Learn more ...](#)

Tasks

- Application Builder Defaults
- Application Groups
- Workspace Themes
- Cross Application Reports
- APEX Views
- Demonstration Applications

Recent

Application Builder Terminology



Application

Application: 222 - Wave test

Edit Application Properties

Create Page >




Run Application



Supporting Objects



Shared Components



Utilities



Export / Import

Search [Input] Go [Icons] Actions



1 - Page 1



2 - Page 2



3 - Update WAVES



101 - Login

About

Applications are made up of pages. For each page you can declaratively define how the page is rendered and processed. Controls that are not specific to a page are called shared components. Shared components include authentication, authorization, user interface templates, and tabs.

[Learn more ...](#)

Tasks

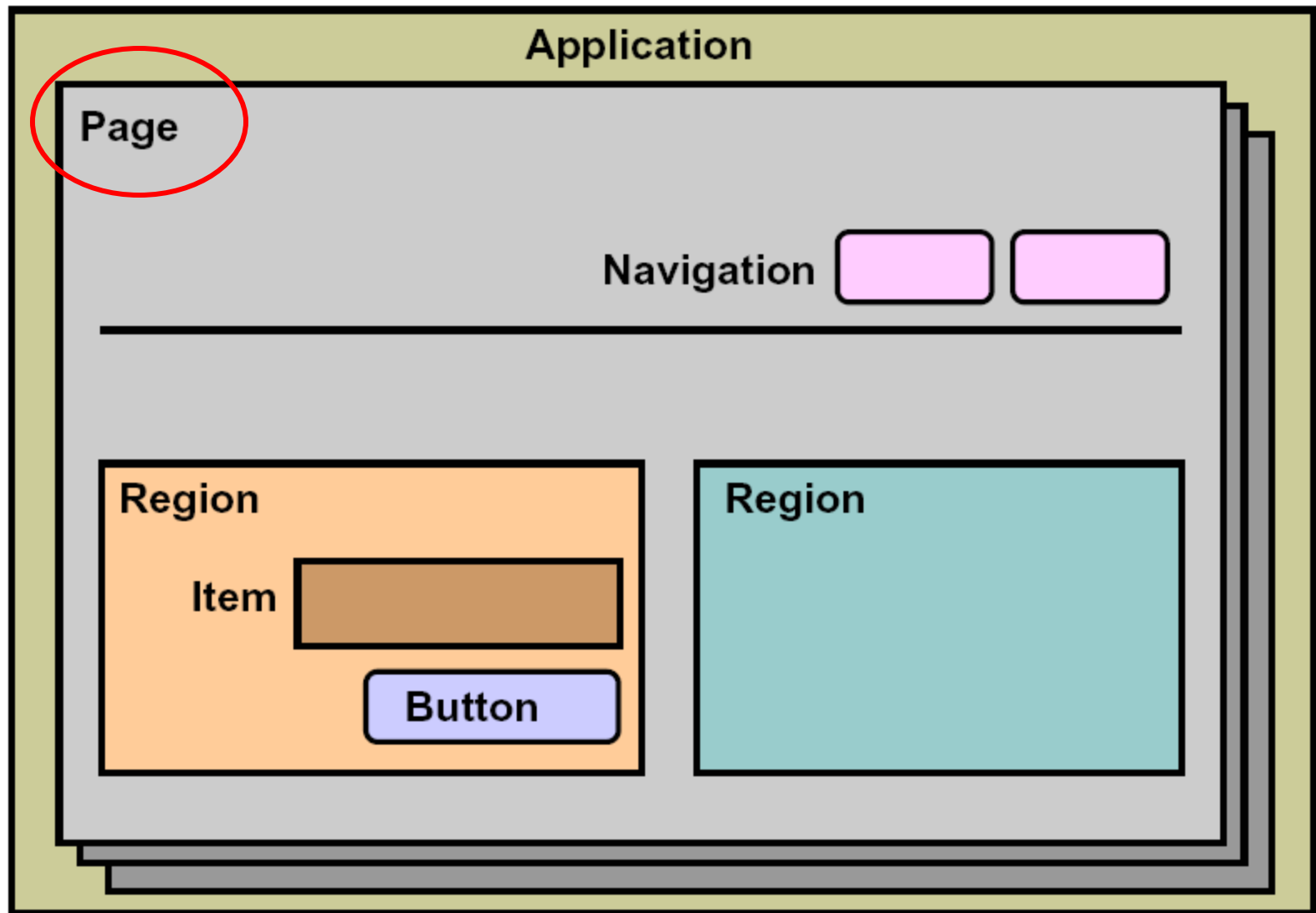
- Delete this Application
- Copy this Application
- Customize Display

1 - 4


Recently Edited Pages


- 3. Update WAVES
- 2. Page 2
- 1. Page 1
- 101. Login


Application Builder Terminology



Typical Page


Parkinson's www.pdcalendar.info  [Calendar](#)



for all whose lives are touched by PD 

PD Calendar

This calendar is a compilation of information provided by various PD Organizations, each of whom is responsible for the accuracy of their own information. It is a means by which the PD community can easily see what is going on and helps minimize avoidable scheduling conflicts.

Filters (Click the arrow to filter the calendar results)  [Reset Filters](#)

PD Calendar (Mouse over the event name or click for details)

[Weekly](#) [Daily](#) [< Previous](#) [Today](#) [Next >](#)

August 2010

Sunday	Monday	Tuesday	Wednesday	Thursday	Friday	Saturday
01	02	03	04	05	06	07
08	09	10	11	12	13	14

Page Definition

ORACLE Application Express Welcome TONY ([Logout](#))

Home Application Builder SQL Workshop Team Development Administration

Home > Application Builder > Application 222 > Page 1 Page 1 Help

Page 1 Utilities Create

Updated: TJEDLIN, 7 months ago
To do's: 0 Feedback: 0
Bugs: 0 Comments: 0

Page Rendering

Page Processing

Shared Components

Page

Page Name: [Page 1](#) Template: [Application default](#)
Title: [Page 1](#) Header Text:
HTML Header: Footer Text:
HTML Body: Build Option:
Help Text: [No help is available for this](#) Authorization: [No](#)
Page Group: Cached: [No](#)

Regions

Display Point: Page Template Body (3)
10 [Page 1](#) HTML

Display Point: Region Position 01
1 >>> [Breadcrumbs](#) [Breadorumb Entry](#)

Buttons

Items

Computations

Processes

Dynamic Actions

Computations

Validations

Processes

Branches

Shared Components

Tabs

Tab Set: TS1
[Page 1](#)
[Page 2](#)
[Wave Selector](#)

Lists of Values

Breadcrumbs

[Breadcrumb](#)

Lists

Templates

Page [One Level Tabs](#)
Region [Reports Region](#)
Region [Breadorumb Region](#)
Breadcrumb [Breadorumb Menu](#)

Theme

1. [Red](#)

Security

Navigation Bar

200. [Logout](#) Redirect To &LOGOUT_URL.

Workspace: KONOS02 User: TONY Application Express 4.0.0.00.46
Language: en | Copyright © 1999, 2010, Oracle. All rights reserved.

Page (tree view)

Page Rendering

- Page 1
 - Before Header
 - After Header
 - Before Regions
 - Regions
 - Body (3)
 - Page 1
 - Position 01
 - Breadcrumbs
 - After Regions
 - Before Footer
 - After Footer
 - Dynamic Actions

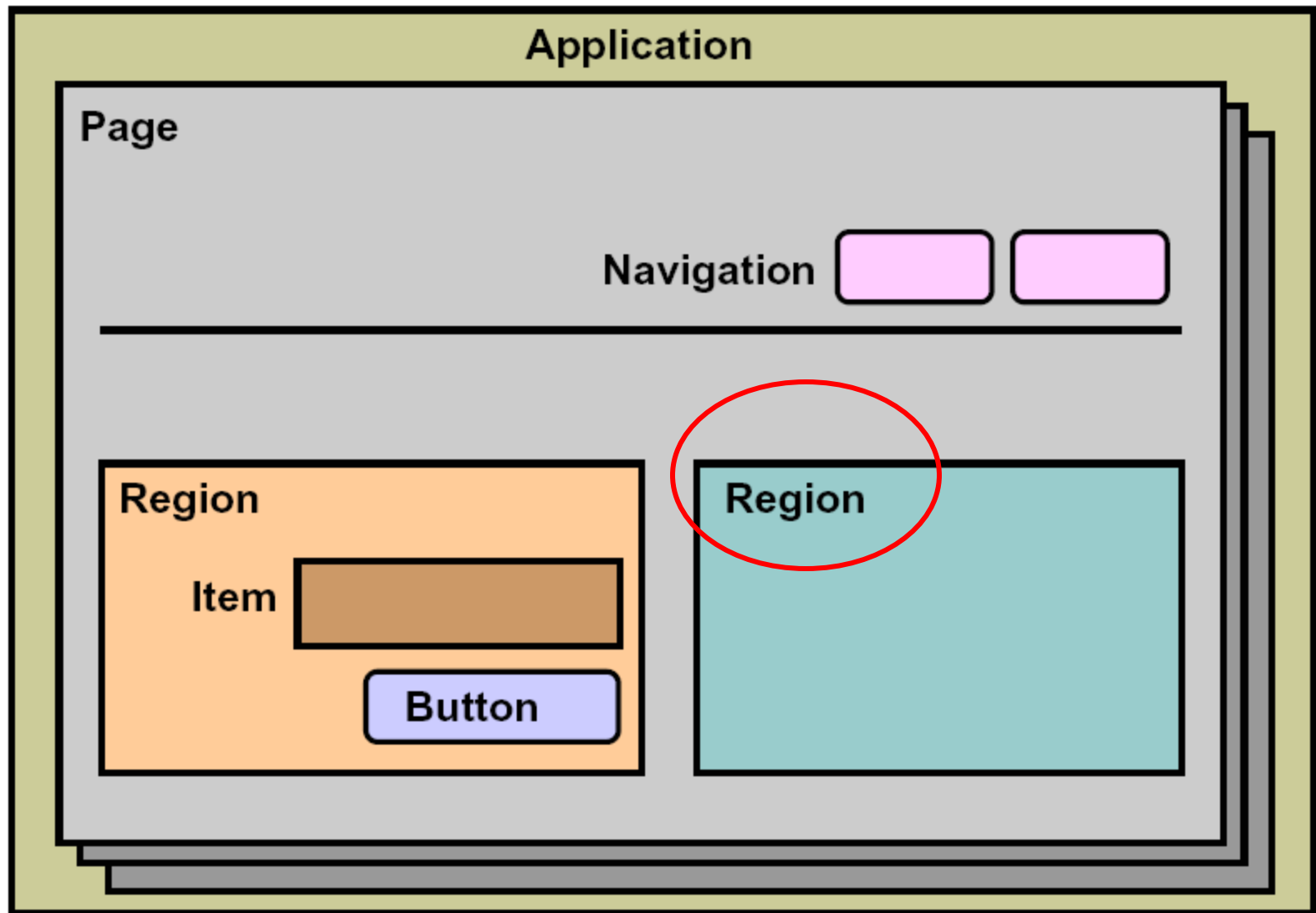
Page Processing

- After Submit
- Validating
- Processing
- After Processing
 - AJAX Callbacks



Shared Components



- Parent Tabs
- List of Values
- Breadcrumbs
- Lists
- Templates
- Security

Application Builder Terminology



Report Regions


Regions   
















Display Point: Page Template Body (2)  

10 My Profile HTML



50 My Photos Report (Column 2)

States Reset Create

Search Display 15  Go









	St	State Name
	AK	ALASKA
	AL	ALABAMA
	AR	ARKANSAS
	AZ	ARIZONA
	CA	CALIFORNIA
	CO	COLORADO
	CT	CONNECTICUT
	DC	DISTRICT OF COLUMBIA
	DE	DELAWARE
	FL	FLORIDA
	GA	GEORGIA
	HI	HAWAII
	IA	IOWA
	ID	IDAHO
	IL	ILLINOIS

Spread Sheet

row(s) 1 - 15 of 51  Next 


Personal Interests

Apply Changes

Description	Interest Level
Hiking	High 
Movies	High 
Music	High 
Reading	Medium 
Time with Friends	Medium 
Water Sports	Very Low 
Golf	None 
Tennis	None 


My Photos Upload Photo

Tony Jedlinski headshot



Def

Chris Woolridge Award



Def

Interactive Reports

The screenshot displays a web interface for an interactive report. At the top, there is a search bar with a magnifying glass icon, a 'Go' button, an 'Actions' button, and a 'Create' button. Below the search bar is a table with the following columns: 'Visitor Type', 'Name', and 'E Mail Address'. The table contains several rows of data, each starting with a pencil icon in the 'Visitor Type' column. An 'Actions' menu is open over the table, listing the following options: 'Select Columns', 'Filter', 'Rows Per Page', 'Format', 'Flashback', 'Save Report', 'Reset', 'Help', and 'Download'.

Visitor Type	Name	E Mail Address
Quick Reg	Tony	tjedlin@comcast.net
Quick Reg	-	kmrau13@gmail.com
Quick Reg	-	ecaffarini@luc.edu
Quick Reg	-	cubfangirl1@yahoo.com
Quick Reg	-	s_tomberlin@hawaii.edu
Quick Reg	-	bailey.hatch@gmail.com
Quick Reg	-	tammybohlman@gmail.com
Quick Reg	-	k8marengo@gmail.com

- Select Columns
- Filter
- Rows Per Page
- Format
- Flashback
- Save Report
- Reset
- Help
- Download

Formatted Reports

Home > Application Builder > Application 515 > Page 5 > **Print Attributes**

Region Definition | Report Attributes | **Print Attributes**

Show All | Printing | Page Attributes | Page Header | Report Column Headings | Report Columns | P

Printing

Enable Report Printing Yes

Link Label

File Name

Output Format Item

Report Layout

Page Attributes

Paper Size Orientation

Units Width Height

Border Width Border Color

Page Header

Font Font Weight Font Size

Font Color Alignment

Page Header

Report Column Headings

Font Font Weight Font Size

Font Color Background

APDA_SG_TYPES

Search Display

	Description ▲	Include Directory	Directory Order	
	Aquatics Class	TRUE	4	AQUATICS
	Exercise Group	TRUE	3	EXERCISE
	IL/IN Support Group - Not Young	TRUE	1	SUPPORT
	IL/IN Support Group - Young	TRUE	2	YOUNG ON
	Support Group - Caregivers	FALSE	0	
	Support Group - SPANISH	FALSE	0	
	YOPB Not in IL or IN	FALSE	0	

[Spread Sheet](#) | [Print](#)

.pdf formatted report

Description	Include Directory	Directory Order	Directory Title
Aquatics Class	TRUE	4	AQUATICS CLASS
Exercise Group	TRUE	3	EXERCISE CLASS
IL/IN Support Group - Not Young	TRUE	1	SUPPORT GROUPS
IL/IN Support Group - Young	TRUE	2	YOUNG ONSET SUPPORT GROUPS
Support Group - Caregivers	FALSE	0	
Support Group - SPANISH	FALSE	0	
YOPD Not in IL or IN	FALSE	0	

Word formatted report

This is my report

Description	Include Directory	Directory Order	Directory Title
Aquatics Class	TRUE	4	AQUATICS CLASS
Exercise Group	TRUE	3	EXERCISE CLASS
IL/IN Support Group - Not Young	TRUE	1	SUPPORT GROUPS
IL/IN Support Group - Young	TRUE	2	YOUNG ONSET SUPPORT GROUPS
Support Group - Caregivers	FALSE	0	
Support Group - SPANISH	FALSE	0	
YOPD Not in IL or IN	FALSE	0	

Oracle BI Reports

Report Query Attributes

Report Query Name

Report Layout

Output Format Item

View File As

Print URL:

Source Queries

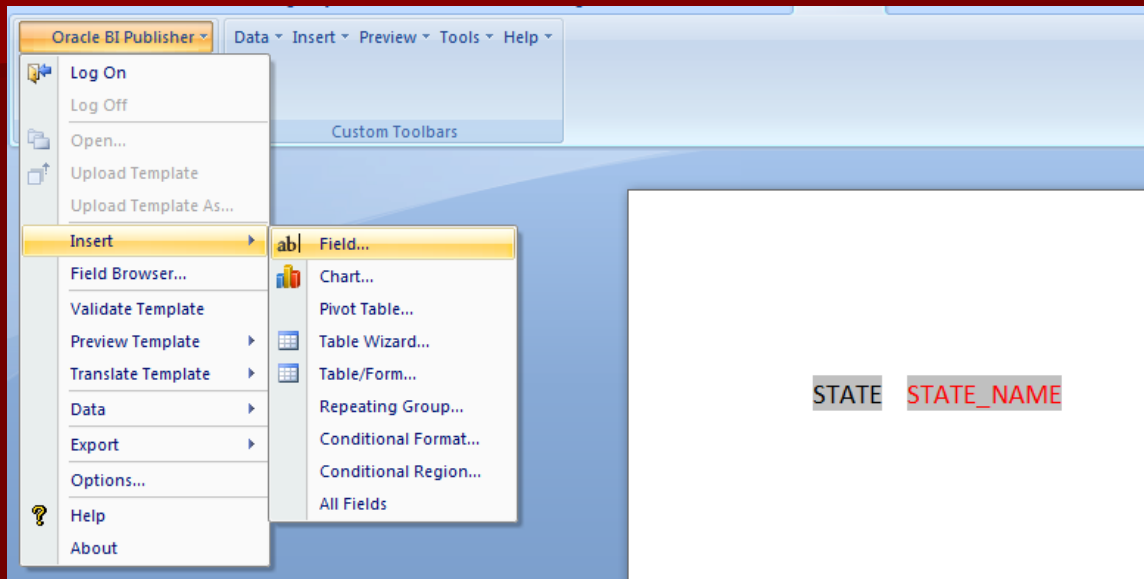
Source for Report Layout: XML Data XML Schema

Source Queries

```
select state, state_name from states
```

Session State

Oracle BI Reports



AK ALASKA

Master Detail BI Report

My First BI Publisher Report

Cust#: Elia Fawcett

Date: 16-MAY-99 Order Number: 2379

Total: \$23,282.00

Sales Rep: Sarath Sewall

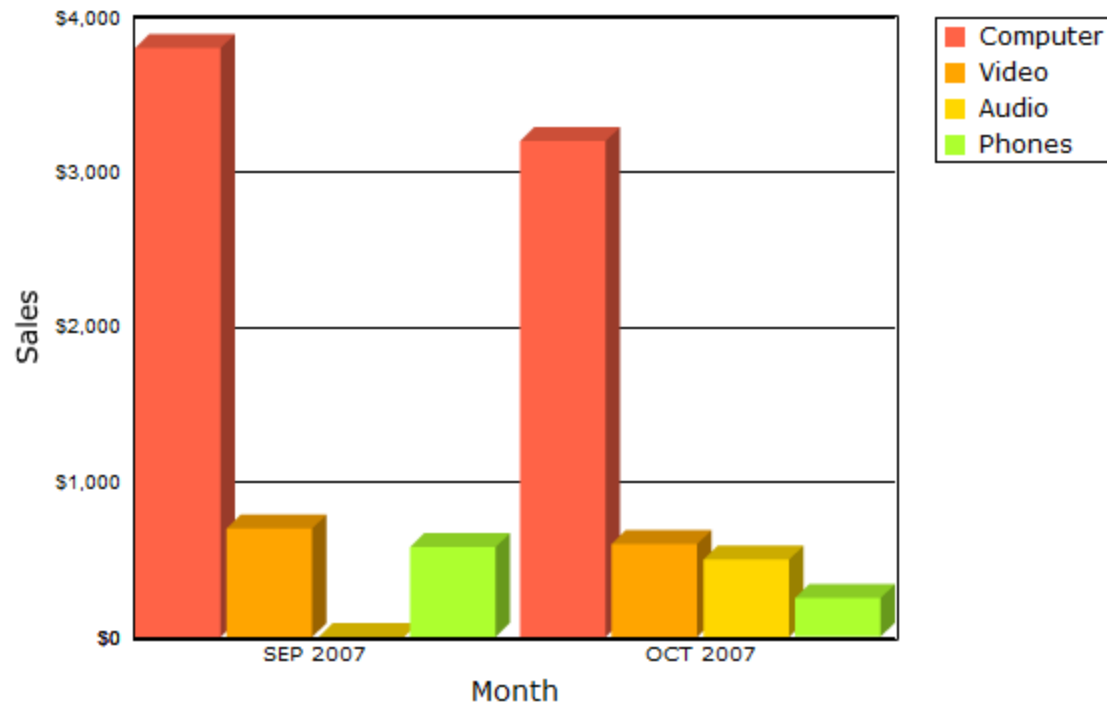
Mode: direct

Status: Shipped - billed

Item	Quantity	Order Item	Product Name	Unit Price
1	24	1573	Battery Backup (DA-290)	\$69.00
2	54	1574	Mobile phone	\$91.30
3	29	1575	Paper - Std Printer	\$25.00
4	32	1576	Manual - Vision OS/2.x	\$54.00
5	107	1577	Smart Suite - S3.3/EN	\$132.00
6	36	1578	Resin	\$3.30

Flash Charts

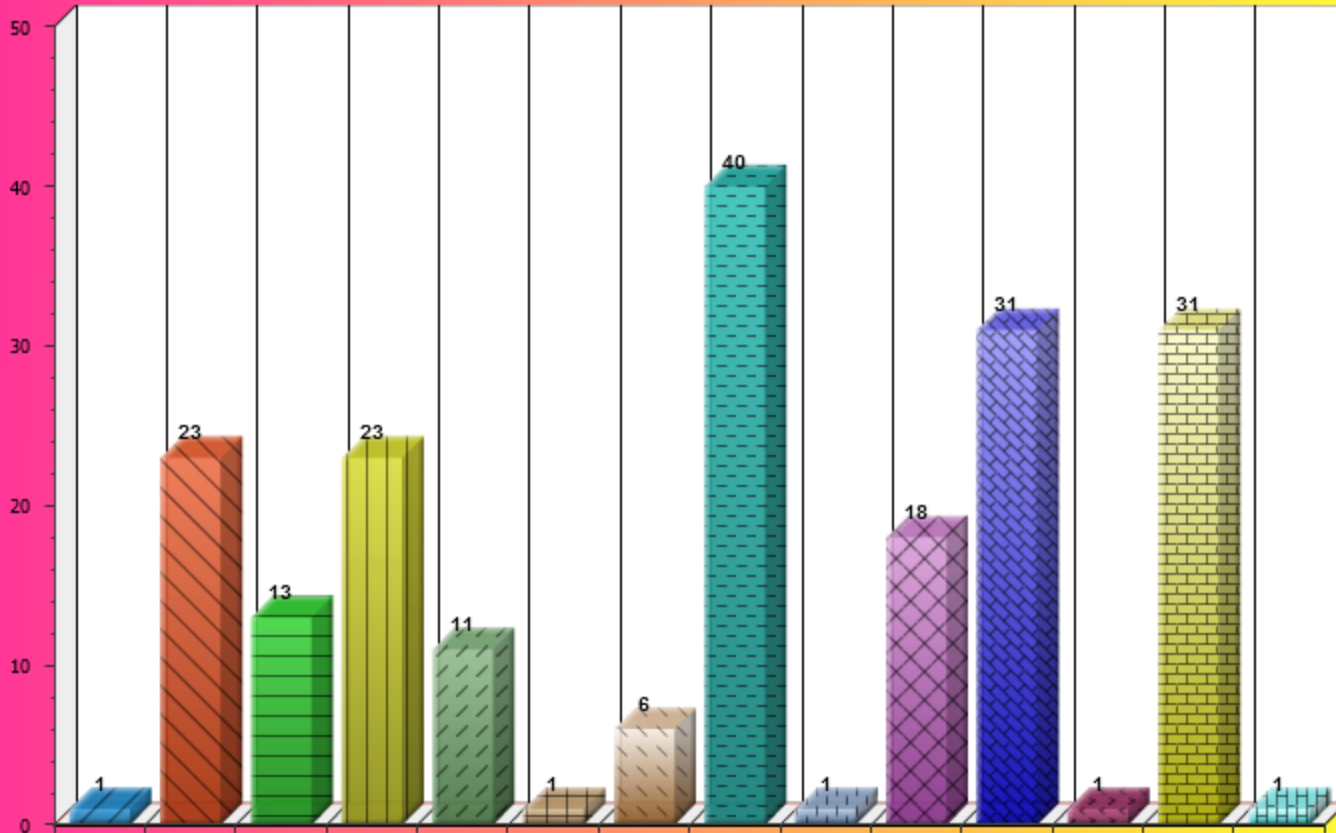
Sales by Month and Category



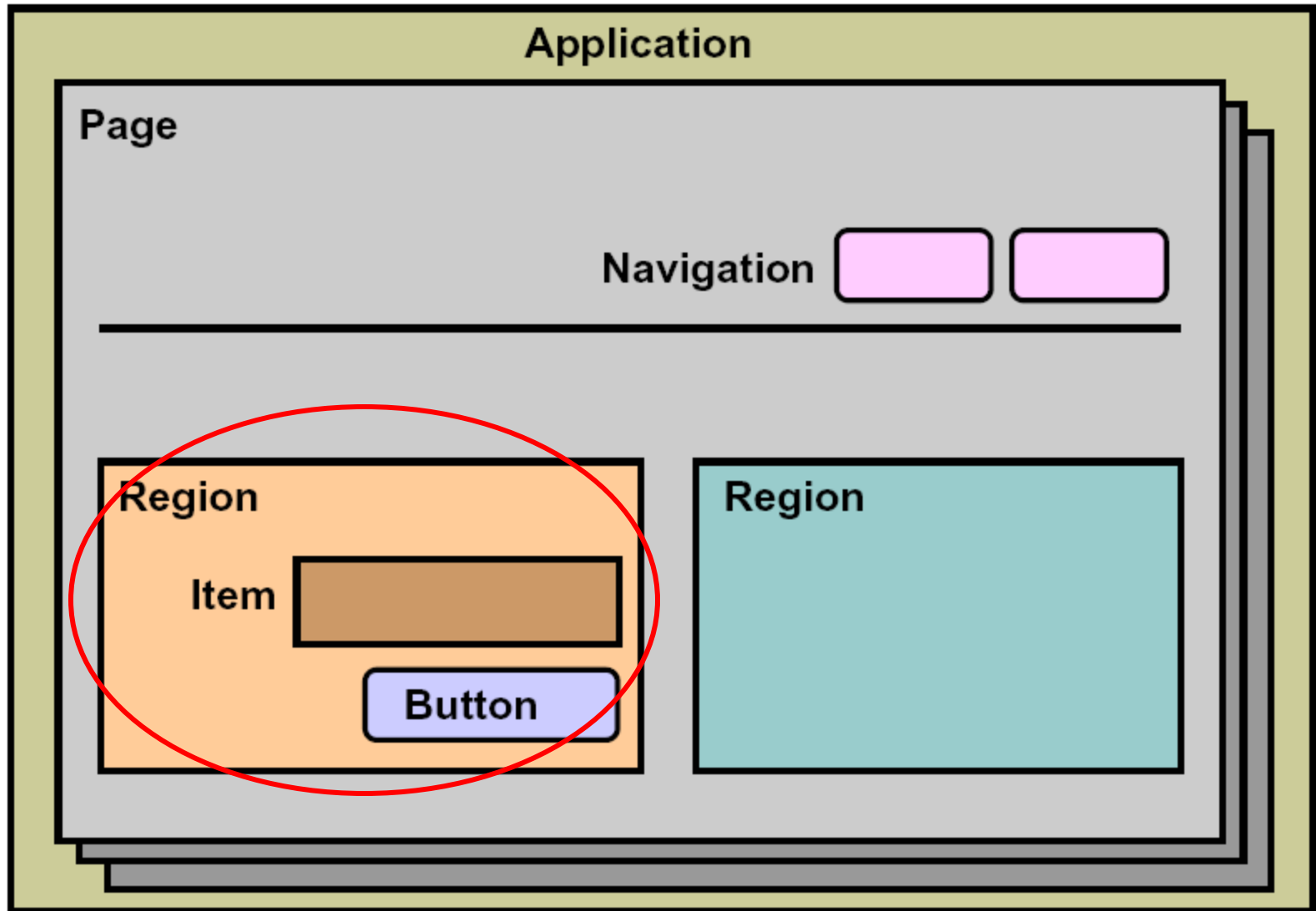
Flash Charts

Developers by Region

Consultants by Region



Application Builder Terminology




HTML Region

Regions

Display Point: Page Template Body (2) ▼▲

10	<input type="checkbox"/>	My Profile	HTML
50	<input checked="" type="checkbox"/>	My Photos	Region (Column 2)



My Profile

* Username

* E Mail to be used for OPEN correspondence

IM ID

* City

* Country ▼

* First Language ▼

Company (optional)

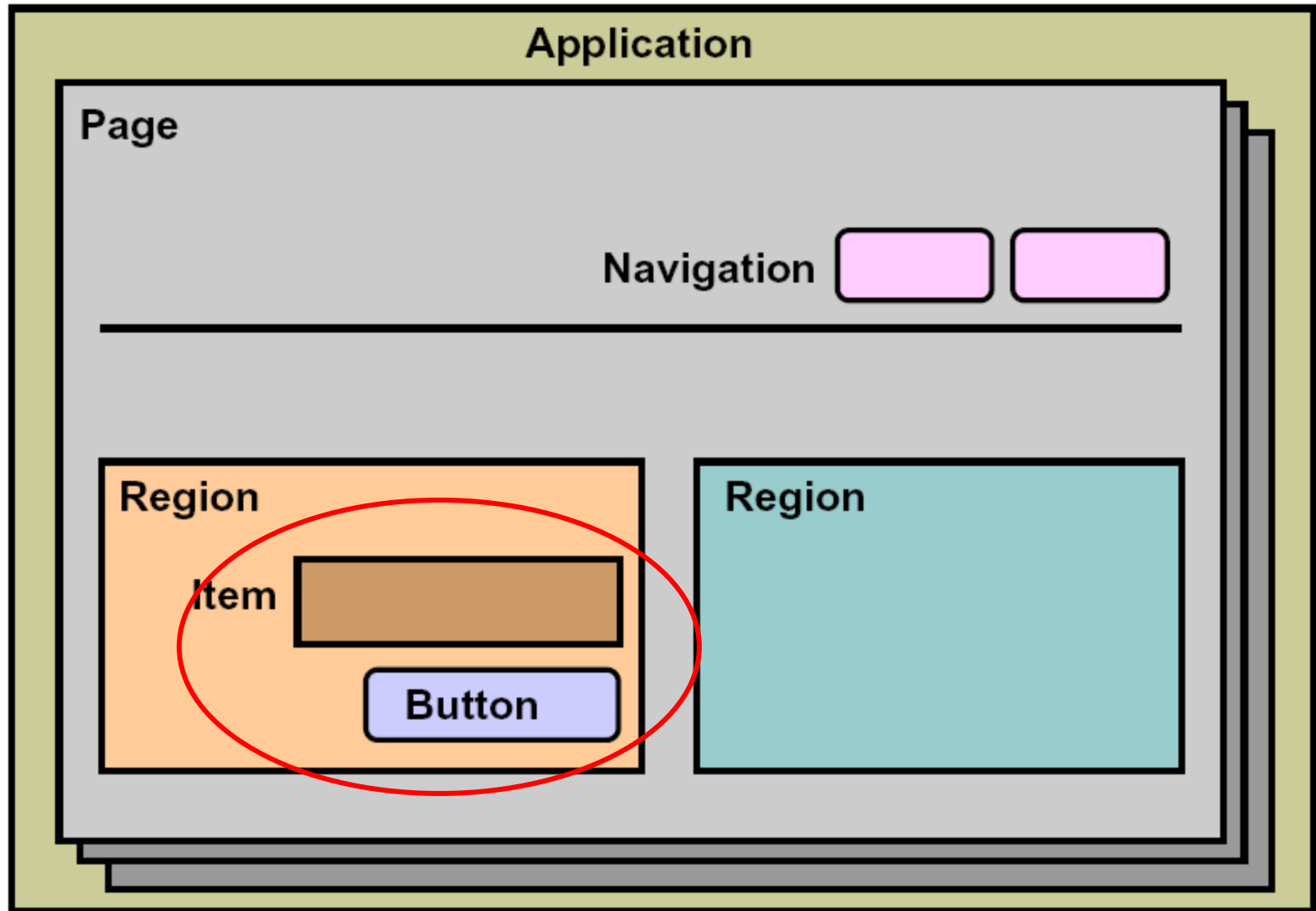
* Industry(s) Manufacturing Public / Gov

Experience 1 - 2 Years 3 - 5 Years

* Background(s) Application Implementation

* Position Consultant/Contractor Ma

Application Builder Terminology



Items and Buttons

States > States

States

Cancel Delete Apply Changes

St MS

State Name MISSISSIPPI

Buttons

Region: States

10	Cancel	Redirect to page 1	
20	Delete	Run: javascript:confirmDelete(htmldb_delete_m	
30	Apply Changes	Submit as "SAVE"	Conditional
40	Create	Submit as "CREATE"	Conditional

Items

Region: States

1	P2_STATE_NUM	Hidden
2	P2_ST	Text Field
3	P2_STATE_NAME	Text Field

Item Details

ORACLE Application Express Welcome TONY ([Logout](#))

Home Application Builder SQL Workshop Team Development Administration Search Application

Home > Application Builder > Application 356 > Page 3 > Edit Page Item Page 3

Page Item: P3_NAME Cancel Delete Apply Changes

Show All Name Displayed Label Settings Element Source Default Quick Picks Conditions Read Only Security Configuration Help Text

Name

Page: 3 Visitor Details

* Name P3_NAME

Display As Text Field

Text , Number , Date , Textarea , Select List , Radio , Popup List of Values , Checkbox , Display Only , Hidden

Displayed

* Sequence 204

* Region Visitor Details (1) 10

Begin On New Line Yes Field Yes ColSpan 1 Row Span 1

Width 32 Maximum Width 200

Label

Label Name

Horizontal / Vertical Alignment Right

Template Required Label with Help

HTML Table Cell Attributes

Settings

Value Required No

Submit when Enter pressed No

Disabled No

Element

Horizontal / Vertical Alignment Left

HTML Table Cell Attributes

HTML Form Element Attributes

Page Items

Page items are HTML elements associated with a page. Page items can be rendered in many ways such as a check box, or a select list.

Return To Page

Tasks

Unsubscribe Template

Item Details

Element

Horizontal / Vertical Alignment

HTML Table Cell Attributes

HTML Form Element Attributes

Pre Element Text

Post Element Text

Source

Source Used

Source Type

[\[static text\]](#) [\[DB Column\]](#) [\[SQL Query\]](#) [\[PL/SQL expression\]](#) [\[PL/SQL function body\]](#)

Maintain session state

Source value or expression

Post Calculation Computation

Format Mask

Item Details

Default ↑
Default value <input type="text"/>
Default Value Type Static Text with Session State Substitutions ▾
Quick Picks ↑
Show Quick Picks No ▾
Conditions ↑
Condition Type - Item Not Conditional ▾ [PL/SQL] [item=value] [item not null] [request=e1] [page in] [page not in] [exists] [none] [never]
Read Only ↑
Read Only Condition Type - Display Item Normally - ▾ [PL/SQL] [item=value] [item not null] [request=e1] [page in] [page not in] [exists] [none] [never]
Security ↑
Authorization Scheme - No Authorization Required - ▾ Session State Protection Unrestricted ▾ Store value encrypted in session state No ▾
Configuration ↑
Build Option - No Build Option - ▾

Item Types

ORACLE Application Express Welcome

Home Application Builder SQL Workshop Team Development Administration

Home > Application Builder > Application 356 > Page 3 > Edit Page Item Page 3

Page Item: P3_NAME Cancel Delete Apply Changes

Show All Name Displayed Label Settings Element Source Default Quick Picks Conditions Read Only Security Configuration Help Text

Name

Page: 3 Visitor Details

* Name P3_NAME

Display As **Text Field**

- Checkbox
- Color Picker
- Date Picker
- Date Picker (Classic)
- Display Image
- Display Only
- File Browse...
- Hidden
- List Manager
- Number Field
- Password
- Popup LOV
- Radio Group
- Rich Text Editor
- Select List
- Shuttle
- Stop and Start HTML Layout Table
- Text Field**
- Text Field with Calculator Popup
- Text Field with autocomplete

Span 1 Row Span 1

Displayed

* Settings

Begin On Next

Label

Horizontal

HTML Text

Settings

Value Required No

Submit when Enter pressed

Check Box

Test Yes
 No

Returns null



Test Yes
 No

Returns Y


Test Yes
 No

Returns Y:N

Source: Static Values

	<u>Sequence</u> ▲	<u>Display</u>	<u>Return</u>
	1	Yes	Y
	2	No	N

Date Picker

Entry Date 

Settings

Value Required

Format Mask

Highlighted Date

Minimum Date

Maximum Date

Show

Show other Months

Navigation List for

August 2010

Sun	Mon	Tue	Wed	Thu	Fri	Sat
1	2	3	4	5	6	7
8	9	10	11	12	13	14
15	16	17	18	19	20	21
22	23	24	25	26	27	28
29	30	31				

Display as Text

 State Name ALABAMA

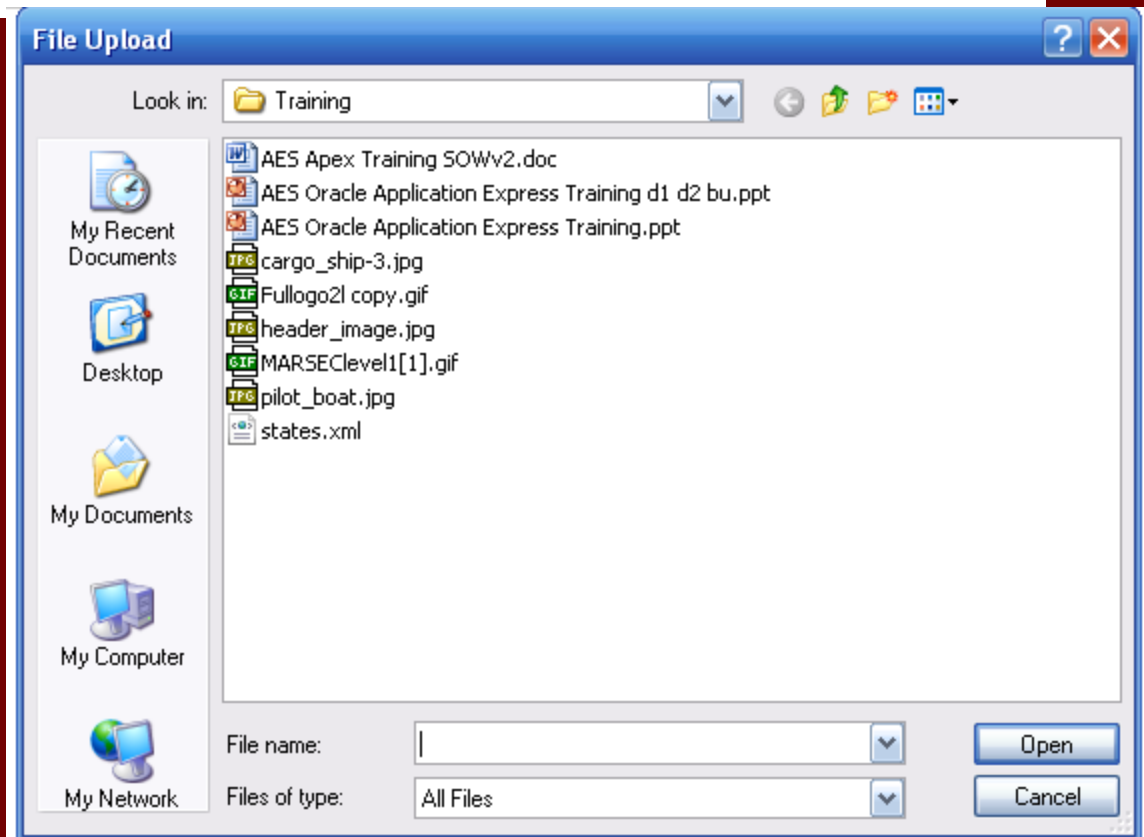
Field contents are NOT editable

File Browse

- Use for uploading

Upload

Browse...



Rich Text Editor (FCKEditor 2 style)

Settings

Value Required

Editor

Toolbar

The screenshot displays a Rich Text Editor interface. At the top, there is a toolbar with various icons for text formatting, alignment, and insertion. Below the toolbar, there are dropdown menus for Style, Format, Font, and Size. The main text area contains the following content:

regular *italic* **bold** large **special font**

bullet list

- a
- b
- d

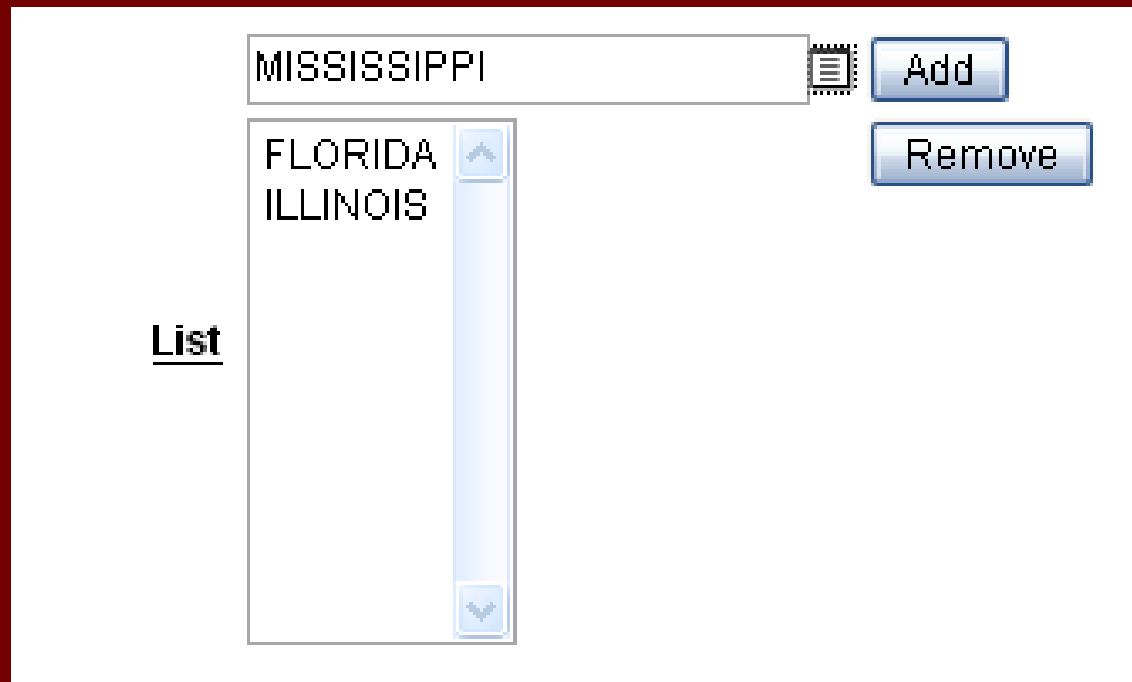
table

Rich Text Editor (CKEditor 3 style)

Settings	
Value Required	No ▾
Editor	CKEditor 3 ▾
Toolbar	Full ▾
Toolbar Expanded	Yes ▾
Skin	Office 2003 ▾

The screenshot displays the CKEditor 3 interface. At the top is a toolbar with various icons for editing text and images. Below the toolbar is a text area containing the text "This is a test" followed by a smiley face emoji and the text "marker yellow" which is highlighted in yellow. At the bottom of the interface is a source code view showing the HTML structure: `body p span span`.

List Manager



Multiselect List



Value returned depends on how LOV is defined

ALABAMA:ALASKA:ARIZONA:CALIFORNIA

or

AL:AK:AZ:CA

or

1:2:3:5

Password

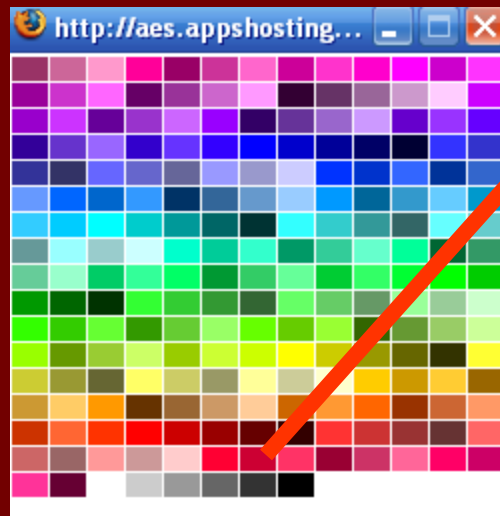
Password

****|

Same as TEXT item but typing is obfuscated

Popup Color Picker

Color #FF0033 



Popup

List 

http://aes.appshosting.com - Search Dialog -

DE

<u>DELAWARE</u>
<u>RHODE ISLAND</u>

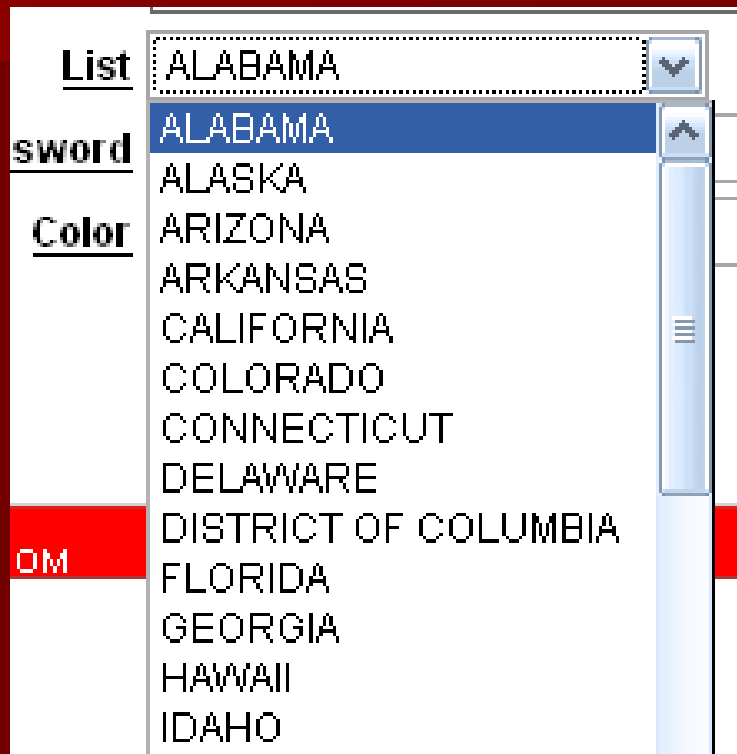
Row(s) 1 - 2

Radiogroup

Test Yes
 No

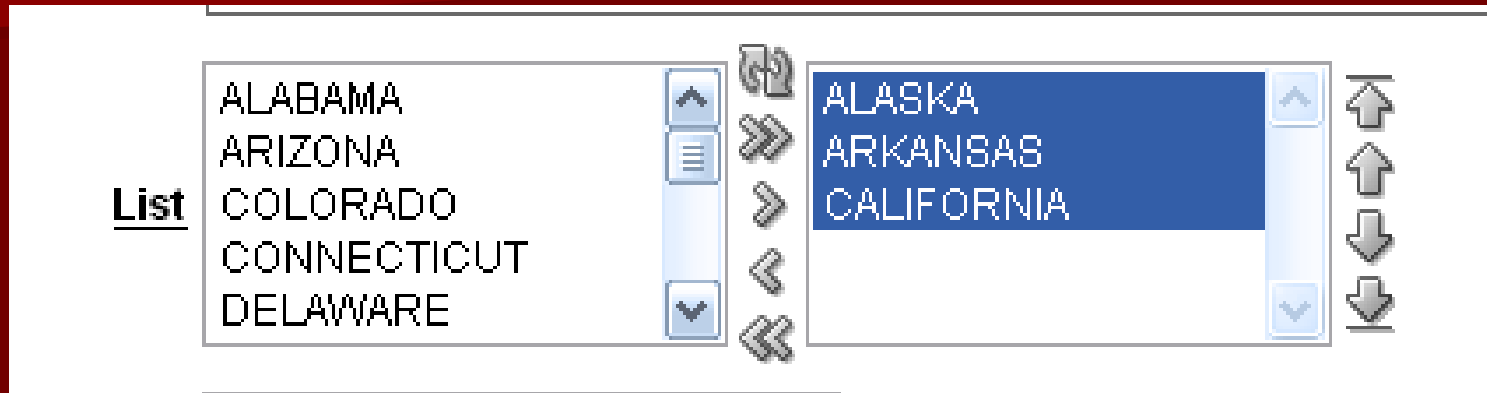
Only ONE button can be pushed

Select List



Pull down the list and select ONE value

Shuttle




Create an ORDERED list of selections

Text Field (the default)



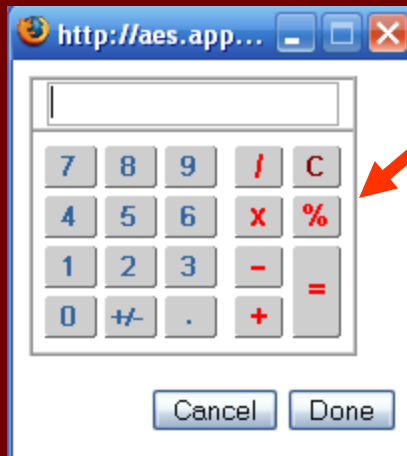
State Name

FLORIDA



Options:
Calculator Popup

Submit on Enter



Text field with Auto Complete

Settings

Value Required

Search

Lazy Loading

Maximum Values in List

Automatic Fill

Select First

Highlight Search

List of Values

Named LOV

Display Extra Values

Cascading LOV Parent Item(s)

List of values definition

```
select state_name from states order by 1
```

State Zip

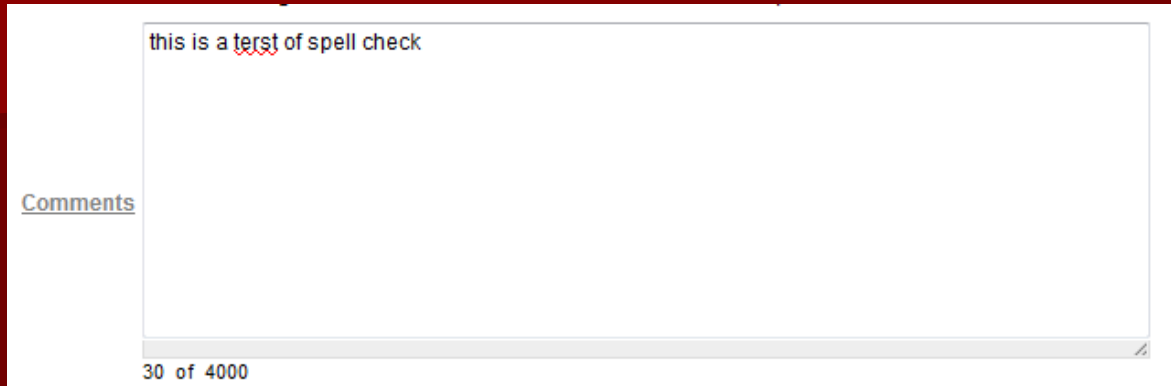
- ALABAMA
- ALASKA
- CALIFORNIA

Text Area

Comments

this is a terst of spell check

30 of 4000

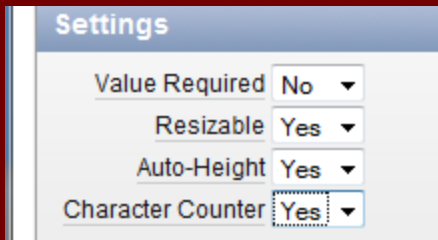
A screenshot of a web form with a text area. The text area contains the text "this is a terst of spell check", where "terst" is underlined in red, indicating a spelling error. Below the text area, there is a character counter that reads "30 of 4000". The text area is labeled "Comments" on the left side.

■ Options

- Resizable
- Character Counter
- Spell check is now a browser feature

Settings

Value Required	No
Resizable	Yes
Auto-Height	Yes
Character Counter	Yes

A screenshot of a settings panel for a text area. The panel is titled "Settings" and contains four options, each with a dropdown menu: "Value Required" set to "No", "Resizable" set to "Yes", "Auto-Height" set to "Yes", and "Character Counter" set to "Yes".

Quick Picks

Quick Picks	
Show Quick Picks	Yes ▾
Label 1	name
2	test
3	lalala
4	
Link Attributes	
Value 1	Hi! My name is
2	Testing 1,2,3
3	lalala lalala lalala lalala
4	


Test Quick Picks

Hi! My name is

name, test, lalala

Item Notation

- P1_xxx (e.g. P1_STATE_NAME)
- Reference as &P1_STATE_NAME. in
 - HTML region
 - region title
 - item label
 - other contexts in which static text is used
- In pl/SQL reference as
 - Bind variable :P1_STATE_NAME
 - Function V('P1_STATE_NAME') or NV('P1_STATE_NAME')



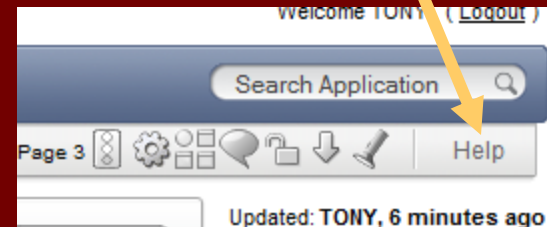
Don't forget
the period!

Substitution Variables

- APP_ALIAS
- APP_ID
- APP_IMAGES
- APP_PAGE_ID
- APP_SESSION
- APP_UNIQUE_PAGE_ID
- APP_USER
- AUTHENTICATED_URL_PREFIX
- BROWSER_LANGUAGE
- CURRENT_PARENT_TAB_TEXT
- DEBUG
- HOME_LINK
- LOGIN_URL
- IMAGE_PREFIX
- Application Express SCHEMA OWNER
- PRINTER_FRIENDLY
- LOGOUT_URL
- PROXY_SERVER
- PUBLIC_URL_PREFIX
- REQUEST
- SQLERRM
- SYSDATE_YYYYMMDD
- WORKSPACE_IMAGES

These are often used when constructing a link to another page or app.

These are all defined in the readily accessible Help documentation



WORKSPACE_IMAGES

WORKSPACE_IMAGES

Use this substitution string to reference uploaded images, JavaScript, and cascading style sheets that are shared over many applications within a workspace. [Table 3-23](#) describes the supported syntax for referencing `WORKSPACE_IMAGES`.

Table 3-23 WORKSPACE_IMAGES Syntax

Reference Type	Syntax
Bind variable	<code>:WORKSPACE_IMAGES</code>
Direct PL/SQL	Not available
PL/SQL	<code>V('WORKSPACE_IMAGES')</code>
Substitution string	<code>&WORKSPACE_IMAGES.</code>
Template substitution	<code>#WORKSPACE_IMAGES#</code>

APP_USER

- Bind variable :APP_USER
- PL/SQL V('APP_USER')
- Substitution string &APP_USER.

Examples

- From within an HTML region:
 - Hello you are logged in as &APP_USER.
- Using PL/SQL:
 - http.p('Hello you are logged in as' || V('APP_USER'));
- As a bind variable:
 - SELECT * FROM some_table WHERE user_id = :APP_USER

Protecting HTML Regions

In HTML regions and other static display areas, you can reference session state using the `&ITEM` notation. Examples of static display areas include HTML regions, page headers and footers, region headers and footers, region titles, button labels, help text, form item labels and post-element text, templates, radiogroup (before and after field text), event success messages, event error messages, navigation bar attributes, application static substitution string values, chart labels and legends, breadcrumbs and list framing text, and calendar text, labels, or legends.

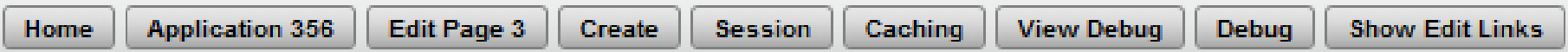
About Safe Item Display Types

When session state is referenced in this way, the value emitted to the page will have special characters (`<`, `>`, `&`, `"`) escaped if the referenced item is one of the following safe item display types:

- Display as Text (does not save state)
- Display as Text (escape special characters, does not save state)
- Display as Text (based on LOV, does not save state)
- Display as Text (based on PL/SQL, does not save state)
- Text Field (Disabled, does not save state)
- Stop and Start HTML Table (Displays label only)

If the referenced item has a display type other than one of the above types, the value emitted to the page will not have special characters escaped. Although application-level items are also considered to have a safe display type, they do not actually have display properties like form items do.

Developer Links



This bar appears at the bottom of every page when you access the application from the APEX developer interface.

Regular users never see this.

Home

ORACLE® Application Express

Home

Application Builder ▾

SQL Workshop ▾

Team Development ▾

Administration ▾

Workspace KONOSO2

[Learn more ...](#)



Application Builder



SQL Workshop



Team Development



Administration

News |



Top Applications

Oracle APEX AppBuild		157
Generation Mirror Ad		39
ACCESS Initiative (d		3
test		2
Menu_Framework		1

Page events: 1 hours

Top Users

tony		197
apex_public_user		3
nobody		2

Page events: 1 hours

Team Development

Show: All

Release: All Releases

Features	0
Todo's	0
Milestones	0
Bugs	0
Feedback	0

Application nnn

ORACLE® Application Express

Home

Application Builder ▾

SQL Workshop ▾

Team Development ▾

Administration ▾

Home > Application Builder > Application 356

Page 3

Application: 356 - Generation Mirror Admin

Edit Application Properties

Create Page >




Run Application



Supporting Objects



Shared Components



Utilities



Export / Import



Go



Actions ▾

Page	Name	Updated	Updated By	Page Type	Group	Lock	Run
1	Guest Book Entries	8 months ago	tony	Home	Unassigned		
2	Genm Visitor Types	9 months ago	tony	Tabular Form	Unassigned		
3	Visitor Details	11 minutes ago	tony	DML Form	Unassigned		
5	GENM Users	8 months ago	tony	Report	Unassigned		
6	User Detail	8 months ago	tony	Dynamic Form	Unassigned		
8	Change Any Password	8 months ago	tony	Dynamic Form	Unassigned		
101	Login	8 months ago	tony	Login	Unassigned		

Edit Page n

ORACLE Application Express Welcome TONY ([Logout](#))

Home Application Builder SQL Workshop Team Development Administration

Home > Application Builder > Application 356 > Page 3 Page 3 Help

Page 3 Utilities Create

Updated: TONY, 12 minutes ago
To do's: 0 Feedback: 0
Bugs: 0 Comments: 0

Page Rendering

Page

Page Name: [Visitor Details](#) Template: [Application default](#)
Title: [Visitor Details](#) Header Text:
HTML Header: `<script language="JavaScript">` Footer Text:
HTML Body: Build Option:
Help Text: [No help is available for this](#) Authorization: [No](#)
Page Group: Cached: [No](#)

Regions

Display Point: Page Template Body (3)
10 [Visitor Details](#) HTML

Buttons

Region: [Visitor Details](#) ▾
10 [Cancel](#) Redirect to page 1
20 [Delete](#) Run: javascript:confirmDelete(htmldb_delete_m Conditional
30 [Apply Changes](#) Submit as "SAVE" Conditional
40 [Create](#) Submit as "CREATE" Conditional

Items

Region: [Visitor Details](#) ▾
203 [P3_GENM_VISITOR_NUM](#) Hidden
204 [P3_NAME](#) Text Field
205 [P3_ADDRESS1](#) Text Field
206 [P3_ADDRESS2](#) Text Field
207 [P3_5_0](#) Stop and Start HTML Layout Table
208 [P3_CITY](#) Text Field
209 [P3_STATE](#) Text Field with autocomplete
210 [P3_ZIP](#) Text Field
211 [P3_7_0](#) Stop and Start HTML Layout Table

Page Processing

Computations

Validations

20 [P3_NAME not null](#) Conditional
40 [P3_MAILING_LIST not null](#) Conditional

Processes

After Submit
30 [Process Row of GENM_VISITORS](#) Automatic Row Processing (DML) Unconditional
40 [reset page](#) Clear Cache for all Items on Pages (PageID,PageID,PageID) Conditional

Branches

After Processing
1 [Go To Page_1](#) Unconditional

Shared Components

Tabs

Lists of Values

Dynamic [VISITOR TYPES](#) [P3_VISITOR_TYPE_NUM](#)
Static [YES NO](#) [P3_MAILING_LIST](#)

Breadcrumbs

Lists

Templates

Page [One Level Tabs](#)
Region [Form Region](#)
Label [Optional Label with Help](#)
Label [Required Label with Help](#)
Button [Button](#)

Theme

18. [Simple](#)

Security

Navigation Bar

200. [Logout](#) Redirect To &LOGOUT_URL.

Create

Create

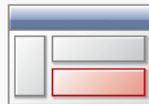
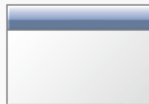
Create New

Cancel

Next >

Application: 356 - Generation Mirror Admin
Current Page: 3 - Visitor Details

- New page
- Region on this page



- Page control on this page
- Shared control



Session (pop-up)

Session State - Mozilla Firefox

http://ikonoso.info/pls/apex/f?p=4000:34:1886169989360284::PAGE:NO:34:F4000_P34_SESSION,F4000_P34_FLOW,F4000

Items Pages Queries Tables PL/SQL Images Debug Session Errors

Page 3 Find Rows 15 View Page Items Set

Application: 356 Generation Mirror Admin

Session 1886169989360284

User TONY

Workspace 6339428765910665

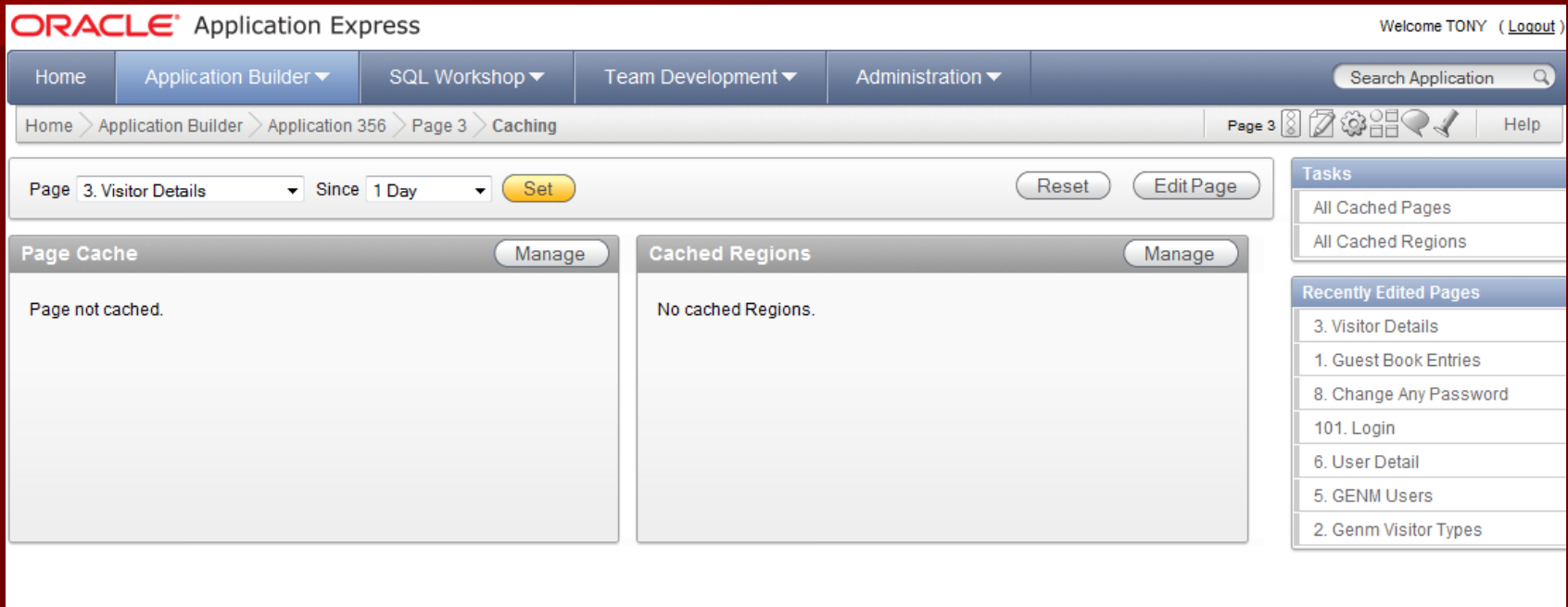
Browser Language en

Page Items

Application ▲	Page	Item Name	Display	Item Value	Status	Encrypted
356	3	P3_10_0	Stop and Start HTML Layout Table			No
356	3	P3_5_0	Stop and Start HTML Layout Table			No
356	3	P3_7_0	Stop and Start HTML Layout Table			No
356	3	P3_GENM_VISITOR_NUM	Hidden	681	Updated	No
356	3	P3_NAME	Text Field	Tony	Updated	No
356	3	P3_E_MAIL_ADDRESS	Text Field	tjedlin@comcast.net	Updated	No
356	3	P3_MAILING_LIST	Radio Group	Y	Updated	No
356	3	P3_VISITOR_TYPE_NUM	Radio Group	1	Updated	No
356	3	P3_CITY	Text Field		Inserted	No
356	3	P3_STATE	Text Field with autocomplete		Updated	No
356	3	P3_COUNTRY	Text Field		Inserted	No
356	3	P3_COMMENTS	Textarea	this is a terst of spell check	Updated	No
356	3	P3_ENTRY_DATE	Date Picker	02/25/2010	Updated	No
356	3	P3_ADDRESS1	Text Field		Inserted	No
356	3	P3_ADDRESS2	Text Field		Inserted	No

1 - 15 ▶

Caching



The screenshot shows the Oracle Application Express interface for managing caching. The page title is "ORACLE Application Express" and the user is logged in as "Welcome TONY (Logout)". The navigation menu includes "Home", "Application Builder", "SQL Workshop", "Team Development", and "Administration". The breadcrumb trail is "Home > Application Builder > Application 356 > Page 3 > Caching". The page is identified as "Page 3".

At the top, there is a search bar labeled "Search Application". Below the navigation, a filter section shows "Page 3. Visitor Details" selected in a dropdown, with a "Since 1 Day" filter and a "Set" button. "Reset" and "Edit Page" buttons are also present.

The main content area is divided into two panels:

- Page Cache:** Contains a "Manage" button and the text "Page not cached."
- Cached Regions:** Contains a "Manage" button and the text "No cached Regions."

On the right side, there are two sidebars:

- Tasks:** Lists "All Cached Pages" and "All Cached Regions".
- Recently Edited Pages:** Lists "3. Visitor Details", "1. Guest Book Entries", "8. Change Any Password", "101. Login", "6. User Detail", "5. GENM Users", and "2. Genm Visitor Types".

View Debug

Debug Message Data - Mozilla Firefox

http://ikonoso.info/pls/apex/f?p=4000:19:1886169989360284:::RIR,19:IR_APPLICATION_ID,IR_PAGE_ID:356,3

Page View Identifier: 142 (Set)


Application: 356
Page: 3
Elapsed Time: 0.06005
Maximum Execution Time: 0.01103




Application = 356
Page = 3



View Identifier	Session	User	Application
142	1886169989360284	TONY	
141	1886169989360284	TONY	


Elapsed	Execution	Message	Level	Graph
0.00151	0.00144	ACCEPT: Request="SAVE"	3	
0.00292	0.00292	Metadata: Fetch application definition and shortcuts	3	
0.00586	0.00097	Reset NLS settings	3	
0.00680	0.00053	alter session set nls_language="AMERICAN"	3	
0.00732	0.00060	alter session set nls_territory="AMERICA"	3	
0.00793	0.00033	...NLS: Set Decimal separator="."	3	
0.00828	0.00055	...NLS: Set NLS Group separator=","	3	
0.00885	0.00058	...NLS: Set g_nls_date_format="DD-MON-RR"	3	
0.00939	0.00059	...NLS: Set g_nls_timestamp_format="DD-MON-RR HH.MI.SSXF AM"	3	
0.00997	0.00210	...NLS: Set g_nls_timestamp_tz_format="DD-MON-RR HH.MI.SSXF AM TZR"	3	
0.01208	0.00094	...Setting session time_zone to -04:00	3	
0.01302	0.00218	NLS: www_flow.g_flow_language_derived_from=0: www_flow.g_browser_language=en-us	3	
0.01521	0.00064	...fetch session state from database	3	
0.01583	0.00083	fetch items	3	
0.01666	0.00041	...fetched 16 session state items	3	
0.01706	0.00041	...Check session 1886169989360284 owner	3	


Show edit links





Visitor Details 



[Cancel](#)  [Delete](#)  [Apply Changes](#) 


 **Name** 



Address1 



Address2 


 **City**  **State**  **Zip** 

 **Country** 


Phone 

E Mail Address  **Mailing List** Yes No 

 **Visitor Type** n/a Quick Reg Just curious Medical Professional Sponsor 


Comments 




30 of 4000



Entry Date 



Show Edit Links


States > States

States 

Cancel  Delete  Apply Changes 

 **St** AL 

 **State Name** ALABAMA 

Test Yes No 

Text file import

Load Data

Cancel

< Previous

Load Data

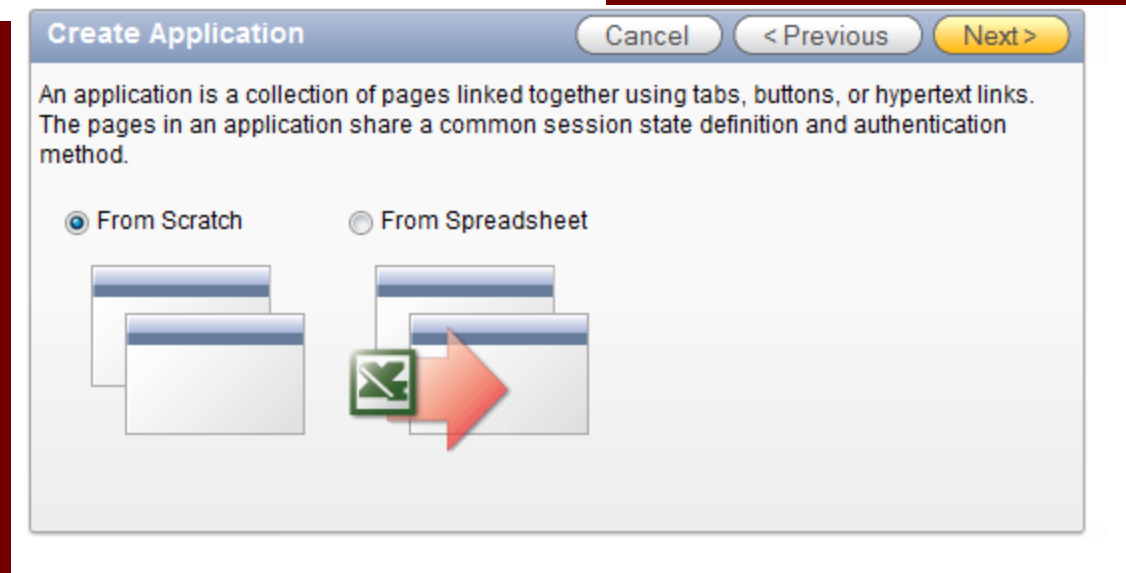
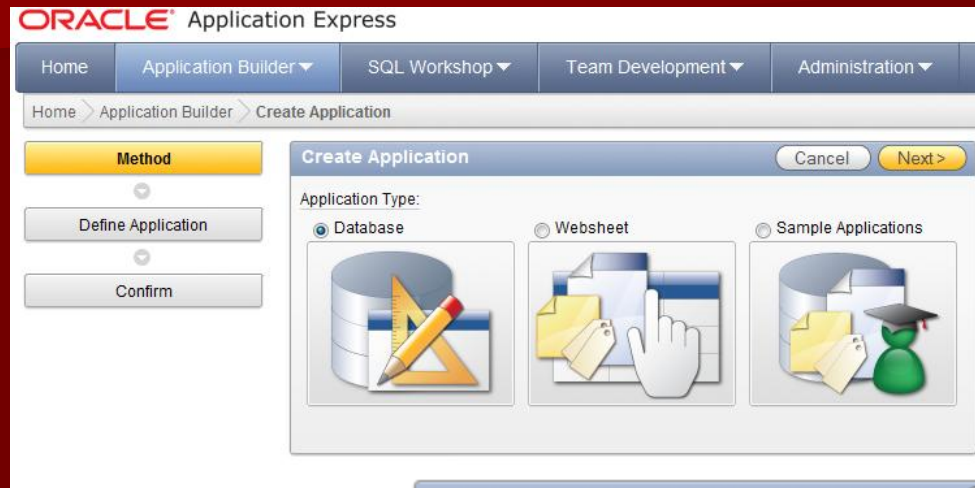
Schema: AES2

Table Name: GLOSSARY_MASTER

Define Column Mapping

Column Names	ID - number *	TERM - varchar2(4000)	DEFINITION - varchar2(4000)
Format			
Upload	Yes	Yes	Yes
Row 1	4593	CFM	CONU.S. Freight Management System
Row 2	4594	CFR	Code of Federal Regulations
Row 3	4595	CFS	Abbreviation for "Container Freight Station." A shipping
Row 4	4596	Channel	a broad straight, especially one that connects two sea
Row 5	4597	Charter Party	A written contract between the owner of a vessel and

Create an ApEx Application



Create Application

Create Application Cancel < Previous Next >

Enter an application name and an unique application ID. Then, select an application creation method and a schema.

* Name

* Application

Create Application: From scratch
 Based on existing ap

Schema

Create Application Cancel < Previous

Add pages to your application by selecting a page type and clicking **Add Page**.

Add Page Add Page

Select Page Type:

Blank Report Form Report and Form

Tabular Form Master Detail Chart

Action: **Add a master detail form**

Master Table Name

Detail Table Name

Report (searchable)

States

States

Search Display 15

	St	State Name
	AK	ALASKA
	AL	ALABAMA
	AR	ARKANSAS
	AZ	ARIZONA
	CA	CALIFORNIA
	CO	COLORADO
	CT	CONNECTICUT
	DC	DISTRICT OF COLUMBIA
	DE	DELAWARE
	FL	FLORIDA
	GA	GEORGIA
	HI	HAWAII
	IA	IOWA
	ID	IDAHO
	IL	ILLINOIS

Spread Sheet

row(s) 1 - 15 of 51

States

States

Search a Display 15

	St	State Name
	AK	ALASKA
	AL	ALABAMA
	AR	ARKANSAS
	AZ	ARIZONA
	CA	CALIFORNIA
	CO	COLORADO
	DC	DISTRICT OF COLUMBIA
	DE	DELAWARE
	FL	FLORIDA
	GA	GEORGIA
	HI	HAWAII
	IA	IOWA
	ID	IDAHO
	IN	INDIANA
	KS	KANSAS

Spread Sheet

row(s) 1 - 15 of 37

Form

States > States

States

St

State Name

Page Edit Tools

ORACLE Application Express Welcome TONY ([Logout](#))

Home Application Builder SQL Workshop Team Development Administration

Home > Application Builder > Application 250 > Page 1 Page 1 Help

Page 1 Utilities Create

Updated: TONY, 8 months ago
To do's: 0 Feedback: 0
Bugs: 0 Comments: 0

Page Rendering

Page

Page Name: [Calendar Home](#) Template: [Application default](#)
Title: [Calendar Home](#) Header Text:
HTML Header: Footer Text:
HTML Body: Build Option:
Help Text: [No help is available for this](#) Authorization: [No](#)
Page Group: Cached: [No](#)

Regions

Display Point: Page Template Body (2)

1	Structure	HTML	
5	Home Page CLOB	Report	Conditional
10	Filters (Click the arrow to filter the c	HTML	Conditional

Display Point: Page Template Body (3)

20	&P1_STRUCTURE_NAME. (Mouse over the even	Calendar	Conditional
----	--	--------------------------	-------------

Display Point: Region Position 03

30	Actions	List	Conditional
----	-------------------------	----------------------	-------------

Buttons

Region: [Filters \(Click the arrow to filter the calendar re](#)

70	Reset Filters	Submit as "RESET"	
Item	Apply Filter	Submit as "Apply Filter"	

Region: [&P1_STRUCTURE_NAME. \(Mouse over the event name or](#)

10	Monthly	Submit as "MONTHLY"	Conditional
20	Weekly	Submit as "WEEKLY"	Conditional
30	Daily	Submit as "DAILY"	Conditional
40	< Previous	Submit as "PREVIOUS"	
50	Today	Submit as "TODAY"	

Page Processing

Computations

Validations

Processes

After Submit			
10	Adjust Calendar Date -Monthly	PL/SQL anonymous block	Conditional
10	Adjust Calendar Date -Weekly	PL/SQL anonymous block	Conditional
10	Adjust Calendar Date -Daily	PL/SQL anonymous block	Conditional
10	Adjust Calendar Date -Previous	PL/SQL anonymous block	Conditional
10	Adjust Calendar Date -Today	PL/SQL anonymous block	Conditional
10	Adjust Calendar Date -Next	PL/SQL anonymous block	Conditional
20	Reset filters	Clear Cache for Items (ITEM,ITEM,ITEM)	Conditional

Branches

After Processing		
10	Go To Page 1	Unconditional
10	Go To Page 1	Conditional

Shared Components

Lists of Values

Dynamic [CAL_EVENT_TYPES](#) [P1_TYPES](#)
Dynamic [CAL_STATES](#) [P1_STATES](#)
Dynamic [REGIONS](#) [P1_REGIONS](#)

Breadcrumbs

Breadcrumb: (No corresponding region)

Lists

Action

Templates

Page	No Tabs
Region	Hide and Show Region
Region	Reports Region
Region	Reports Region, Alternative 1
Region	Button Region without Title
Label	Optional with help
Button	Button
Button	Button, Alternative 2
Calendar	Calendar, Alternative 1
List	Vertical Sidebar List

Theme

1. [Red](#)

Security

Page Rendering

- Page
- Regions
- Buttons
- Items
- Computations
- Processes
- Dynamic Actions

The screenshot displays the 'Page Rendering' configuration window, organized into four main sections: Page, Regions, Buttons, and Items. Each section includes a toolbar with icons for edit, save, and refresh.

Page

Page Name: [Calendar Home](#) Template: [Application default](#)
Title: [Calendar Home](#) Header Text:
HTML Header: Footer Text:
HTML Body: Build Option:
Help Text: [No help is available for this](#) Authorization: [No](#)
Page Group: Cached: [No](#)

Regions

Display Point: Page Template Body (2) ▾ ▲

1	<input type="checkbox"/> Structure	HTML
5	<input checked="" type="checkbox"/> Home Page CLOB	Report Conditional
10	<input type="checkbox"/> Filters (Click the arrow to filter the c	HTML Conditional

Display Point: Page Template Body (3)

20	<input checked="" type="checkbox"/> &P1_STRUCTURE_NAME. (Mouse over the even	Calendar Conditional
----	--	--------------------------------------

Display Point: Region Position 03

30	<input checked="" type="checkbox"/> Actions	List Conditional
----	---	----------------------------------

Buttons

Region: [Filters \(Click the arrow to filter the calendar re](#)

70	Reset Filters	Submit as "RESET"
Item	Apply Filter	Submit as "Apply Filter"

Region: [&P1_STRUCTURE_NAME. \(Mouse over the event name or](#) ▾ ▲

10	Monthly	Submit as "MONTHLY"	Conditional
20	Weekly	Submit as "WEEKLY"	Conditional
30	Daily	Submit as "DAILY"	Conditional
40	< Previous	Submit as "PREVIOUS"	
50	Today	Submit as "TODAY"	
60	Next >	Submit as "NEXT"	

Items

Region: [Structure](#) ▾ ▲

50	P1_CAL_STRUCTURE_NUM	Select List
109	P1_STRUCTURE_NAME	Hidden






Region: [Filters \(Click the arrow to filter the calendar results\)](#) ▾ ▲

10	P1_REGIONS	Conditional
----	----------------------------	-------------


Page Processing

- Computations
- Validations
- Processes
- Branches


Page Processing




Computations



Validations






Processes

After Submit

10	Adjust Calendar Date -Monthly	PL/SQL anonymous block	Conditional
10	Adjust Calendar Date -Weekly	PL/SQL anonymous block	Conditional
10	Adjust Calendar Date -Daily	PL/SQL anonymous block	Conditional
10	Adjust Calendar Date -Previous	PL/SQL anonymous block	Conditional
10	Adjust Calendar Date -Today	PL/SQL anonymous block	Conditional
10	Adjust Calendar Date -Next	PL/SQL anonymous block	Conditional
20	Reset filters	Clear Cache for Items (ITEM,ITEM,ITEM)	Conditional

Branches


After Processing


10	Go To Page 1	Unconditional
10	Go To Page 1	Conditional


Shared Components


- Tabs
- Lists of Values
- Breadcrumbs
- Lists
- Templates
- Theme
- Security
- Navigation Bar


Shared Components





Tabs 


Lists of Values 
Dynamic [CAL_EVENT_TYPES](#) [P1_TYPES](#)
Dynamic [CAL_STATES](#) [P1_STATES](#)
Dynamic [REGIONS](#) [P1_REGIONS](#)



Breadcrumbs 
Breadcrumb: (No corresponding region)

Lists 
Action

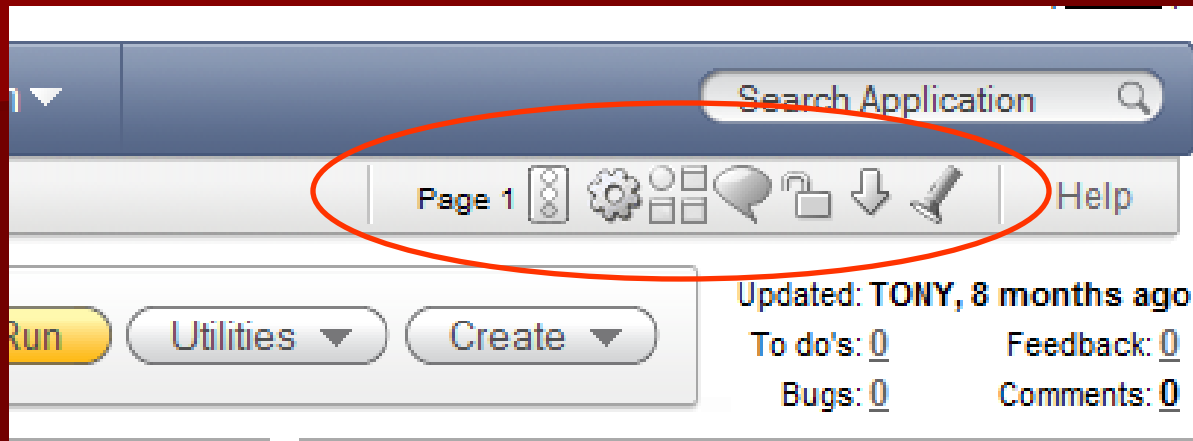
Templates 
Page [No Tabs](#)
Region [Hide and Show Region](#)
Region [Reports Region](#)
Region [Reports Region, Alternative 1](#)
Region [Button Region without Title](#)
Label [Optional with help](#)
Button [Button](#)
Button [Button, Alternative 2](#)
Calendar [Calendar, Alternative 1](#)
List [Vertical Sidebar List](#)

Theme 
1. [Red](#)

Security 

Navigation Bar 
Application: 250 
10. [Calendar](#) Redirect to page 1
20. [Change Password](#) Redirect to page 13
30. [Logout](#) Redirect To &LOGOUT_URL.

Navigation




- Run
- Shared Components
- Application Reports
- Developer Comments
- Page Locks
- Export Page
- Item Finder

Item Finder (items)

Items Pages Queries Tables PL/SQL Images Debug Session Errors

Page



Name	Label	Type	Page
P1_CALENDAR_DATE	P1_CALENDAR_DATE	Page Item	1
P1_CALENDAR_TYPE	P1_CALENDAR_DISPLAY	Page Item	1
P1_CAL_STRUCTURE_NUM	-	Page Item	1
P1_GO	Apply Filter	Page Item	1
P1_ORGS	Organizations	Page Item	1
P1_REGIONS	Regions	Page Item	1
P1_STATES	States	Page Item	1
P1_STRUCTURE_NAME	Structure Name	Page Item	1
P1_TYPES	Event Types	Page Item	1

1 - 9

Item Finder (tables)

Items Pages Queries **Tables** PL/SQL Images

Show Tables and Views

Go Actions

Row text contains 'stat'

Table Name	Rows	Last Analyzed	Type
APPT_STATUSES	0		
CAL_STATES	51		
COMPANY_STATUSES	5		
DEMO_STATES	0		
KPM_STATUSES	28		
PET_STATES	51		
STATES	51		

Items Pages Queries **Tables** PL/SQL Images Debug Session Errors

Table: STATES Show Selected Table Columns Reset

Column Name	Data Type	Length	Precision	Scale	Nullable
STATE	VARCHAR2	2	-	-	No
STATE_NAME	VARCHAR2	30	-	-	No

Items Pages Queries **Tables** PL/SQL Images Debug Session Errors Help

Table: STATES Show Query on Selected Table Reset

```
select
  STATE,
  STATE_NAME
from STATES
```

Item Finder

Items Pages Queries Tables **PL/SQL** Images CSS

Search Display 20 Procedures Functions Packages

<u>Name</u> ▲	<u>Type</u>
HTMLDB_TOOLS	PACKAGE
1 - 1	

Package Name: [HTMLDB_TOOLS](#)
Source Name: **PARSE_TEXTAREA**
Source Type: **PROCEDURE**

<u>Name</u>	<u>IN/OUT</u>	<u>Data Type</u>	<u>Default</u>
P_TEXTAREA	IN	VARCHAR2	
P_COLLECTION_NAME	IN	VARCHAR2	
1 - 2			













Item Finder (images)

Items Pages Queries Tables PL/SQL **Images** Debug Session Errors

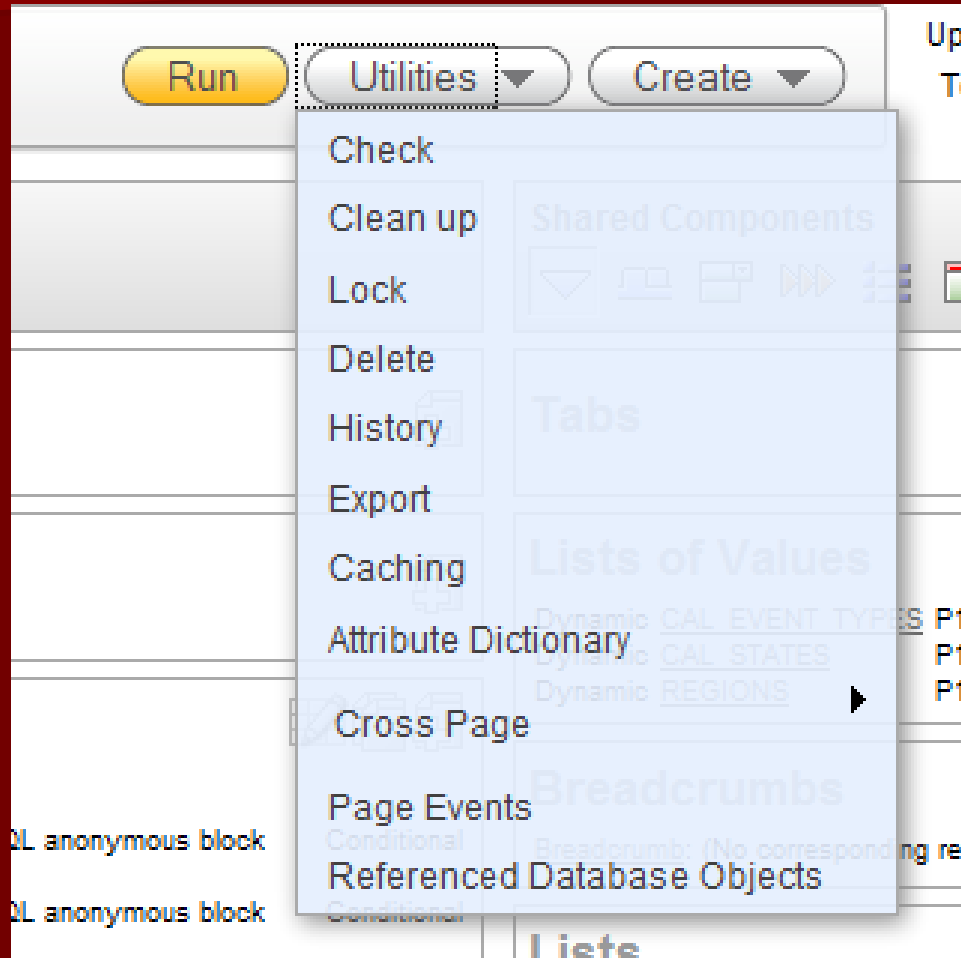
Search Icon Size Columns

Show

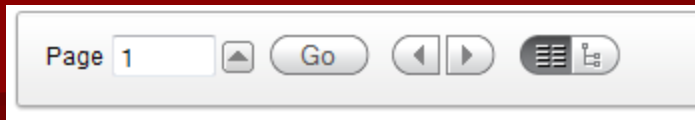
Static Reference: #IMAGE_PREFIX#menu/Fndtre_info_16x16.gif
Dynamic Reference: :IMAGE_PREFIX||'/menu/Fndtre_info_16x16.gif

 address_book_wbq_64x64.png	 addresses_wbq_64x64.png	 alarm_bell_wbq_64x64.png
 application_64.qif	 bboard_64.qif	 blank_app_64.qif
 books_64.qif	 browse_db_64.qif	 bug_64.qif
 bug_new_64.png	 buildings_wbq_64x64.png	 calendar_64.qif

Page Utilities



Alternate Navigation



A screenshot of a web application interface. At the top, a blue message bar displays the text "Page '1' item 'P1_STATES' processed." and is circled in red. Below the message bar, a configuration panel for "Page Item: P1_TYPES" is visible. The panel includes buttons for "Cancel", "Delete", and "Apply Changes". A tabbed interface below shows various settings like "Name", "Displayed", "Label", etc. The "Name" tab is active, showing a text input field with "P1_TYPES" and a "Display As" dropdown menu set to "Select List".

Note: For your "convenience" navigating from item to item does an automatic "Apply Changes".

Make sure this is your intent!

Item Grid View



Items | Reassign Region Items | Delete Multiple Items | Utilities | History

Item Name: Page: 1 Region: - All Regions -

Sequence	Name	Prompt	Field Template	Region	New Line	New Field	Width	Height	Column Span	Row Span	Post Element	Source
10	P1_CALENDAR_DATE	P1_CALENDAR_DATE	<input type="text"/>	&P1_STRUCTURE_NAME. (Mouse over the event name or click for details) (1) 20	Yes	Yes	30		1	1	<input type="text"/>	P1_CALEND
10	P1_REGIONS	Regions	1. Optional with help	Filters (Click the arrow to filter the calendar results) (1) 10	Yes	Yes	30	5	1	1	<input type="text"/>	-
15	P1_ORGS	Organizations	1. Optional with help	Filters (Click the arrow to filter the calendar results) (1) 10	No	Yes	30	51	1	1	<input type="text"/>	-
20	P1_CALENDAR_TYPE	P1_CALENDAR_DISPLAY	<input type="text"/>	&P1_STRUCTURE_NAME. (Mouse over the event name or click for details) (1) 20	Yes	Yes	30		1	1	<input type="text"/>	P1_CALEND

Item Copy

Items



Copy Item

Cancel

Select the item name you want to copy. This copy page item utility exists to improve the productivity of creating new items that are very similar to existing items.

Region	Sequence	Name	Label
&P1_STRUCTURE_NAME. (Mouse over the event name or click for details)	10	P1_CALENDAR_DATE	P1_CALENDAR_
	20	P1_CALENDAR_TYPE	P1_CALENDAR_
Filters (Click the arrow to filter the calendar results)	10	P1_REGIONS	Regions
	15	P1_ORGS	Organizations
	20	P1_STATES	States
	60	P1_TYPES	Event Types
	99	P1_GO	Apply Filter
Structure	50	P1_CAL_STRUCTURE_NUM	(null)
	109	P1_STRUCTURE_NAME	Structure Name
			row(s)

Copy Item

Cancel

< Previous

Next >

* New Page 1

Copy From Item

Application 250
Page 1
Name P1_STATES
Label States

Copy Item

Cancel

< Previous

Copy Item

Page: 1

* Item Name

Label

* Region

* New Item Sequence

Source Type

Source

You can copy items to the same
OR DIFFERENT PAGE!

Reports

Regions

Display Point: Page Template Body (3)
10 [PET_COUNTRIES Report](#)

Region: 2 of 2 Name: PET_COUNTRIES

Region Name: PET_COUNTRIES

Show All Identification User Interface Source Attributes Header and Footer Conditions Security Configuration Column Attributes Layout and Pagination Sorting Messages Report Export Break Formatting External Processing

Identification

Page: 3 Pet Countries
* Title PET_COUNTRIES exclude title from translation
Type SQL Query (updateable report)

User Interface

Template Reports Region * Sequence 10
Parent Region - Select a Parent -
Display Point Page Template Body (3. items above region content) Column 1
[\[Body\]](#) [\[Pos.1\]](#) [\[Pos.2\]](#) [\[Pos.3\]](#) [\[Pos.4\]](#)

Source

Region Source

```
select  
"CODE",  
"CODE" CODE_DISPLAY,  
"COUNTRY"  
from "#OWNER#". "PET_COUNTRIES"
```

Column Attributes

Headings Type: Column Names Column Names (InitCap) Custom PL/SQL None

Alias	Link	Edit	Heading	Column Width	Column Alignment	Heading Alignment	Show	Sum	Sort	Sort Sequence
[row selector]	<input checked="" type="checkbox"/>	<input checked="" type="checkbox"/>	 		left	center	<input checked="" type="checkbox"/>	<input type="checkbox"/>	<input type="checkbox"/>	-
CODE	<input checked="" type="checkbox"/>	<input checked="" type="checkbox"/>	Code		left		<input type="checkbox"/>	<input type="checkbox"/>	<input type="checkbox"/>	-
COUNTRY	<input checked="" type="checkbox"/>	<input checked="" type="checkbox"/>	Country		left		<input checked="" type="checkbox"/>	<input type="checkbox"/>	<input type="checkbox"/>	-
CODE_DISPLAY	<input checked="" type="checkbox"/>	<input checked="" type="checkbox"/>	Code		left		<input checked="" type="checkbox"/>	<input type="checkbox"/>	<input type="checkbox"/>	-

When moving the last column further down, it will show up as the first column of your report.
When moving the first column up, it will be moved to the end of your report.

Layout and Pagination

Report Template template: 15. Standard Report
[\[HTML\]](#) [\[Look 1\]](#) [\[Look 2\]](#) [\[Look 3\]](#) [\[Look 4\]](#) [\[CSV\]](#) [\[XML\]](#)
Report Attributes Substitution
Show Null Values as (null)
Pagination Scheme Row Ranges 1-15 16-30 in select list (with pagination)
[\[None\]](#) [\[Use pagination buttons\]](#) [\[Rows X to Y\]](#) [\[Select List\]](#) [\[Search Engine\]](#)
Enable Partial Page Refresh No
Display Position Bottom - Right
Number of Rows 10 Number of Rows (Item)
Maximum Row Count 500
Strip HTML Yes Sort Nulls Normal

Reports

PET_COUNTRIES

<input type="checkbox"/>	Country	Code
<input type="checkbox"/>	Martinique (Frencl	MQ
<input type="checkbox"/>	Andorra	AD
<input type="checkbox"/>	United Arab Emira	AE
<input type="checkbox"/>	Afghanistan	AF
<input type="checkbox"/>	Antigua and Barbu	AG
<input type="checkbox"/>	Anguilla	AI
<input type="checkbox"/>	Albania	AL
<input type="checkbox"/>	Armenia	AM
<input type="checkbox"/>	Netherlands Antille	AN
<input type="checkbox"/>	Angola	AO

row(s) 1 - 10 of 253

Report Links

Pet Structures Reset Create

Search Display 15

	Name ▲	Address	Org Url	Pet Url	Contact Name	Contact Phone	Contact E Mail	In Use	Expire Date
	World Parkinson Congress		www.worldpdcongress.org						

[Spread Sheet](#)

Column Attributes

Headings Type: Column Names Column Names (InitCap) Custom P

Alias	Link	Edit	Heading	Column Width
PET_STRUCTURE_NUM	<input checked="" type="checkbox"/>		 	<input type="text"/>
NAME	<input type="checkbox"/>		Name	<input type="text"/>
ADDRESS	<input type="checkbox"/>		Address	<input type="text"/>
ORG_URL	<input type="checkbox"/>		Org Url	<input type="text"/>
PET_URL	<input type="checkbox"/>		Pet Url	<input type="text"/>
CONTACT_NAME	<input type="checkbox"/>		Contact Name	<input type="text"/>
CONTACT_PHONE	<input type="checkbox"/>		Contact Phone	<input type="text"/>
CONTACT_E_MAIL	<input type="checkbox"/>		Contact E Mail	<input type="text"/>
IN_USE	<input type="checkbox"/>		In Use	<input type="text"/>
EXPIRE_DATE	<input type="checkbox"/>		Expire Date	<input type="text"/>

When moving the last column further down, it will show up as the first column of your report. When moving the first column up, it will be moved to the end of your report.

Link

Item Finder - Mozilla Firefox

http://ikonoso.info/pls/apex/f?p=4000:246:7943731547211119::NO:RP,246:F4000

Search Page 2 Rows 15

Name	Type	Page
P2 ADDRESS	Page Item	2
P2 CONTACT E_MAIL	Page Item	2
P2 CONTACT NAME	Page Item	2
P2 CONTACT PHONE	Page Item	2
P2 EXPIRE DATE	Page Item	2
P2 IN_USE	Page Item	2
P2 NAME	Page Item	2
P2_ORG_URL	Page Item	2
P2_PET_STRUCTURE_NUM	Page Item	2
P2_PET_STRUCTURE_NUM_COUNT	Page Item	2
P2_PET_STRUCTURE_NUM_NEXT	Page Item	2
P2_PET_STRUCTURE_NUM_PREV	Page Item	2
P2_PET_URL	Page Item	2

1 - 13

Use a standard image, your own image or a literal or report column for the link itself

Column Link

Link Text

Link Attributes

Target

Request

Name	Value
Item 1 <input type="text" value="P2_PET_STRUCTURE_NUM"/>	<input type="text" value="#PET_STRUCTURE_NUM#"/>
Item 2 <input type="text"/>	<input type="text"/>
Item 3 <input type="text"/>	<input type="text"/>

Page Checksum

Export

The screenshot shows a web-based interface for exporting an application. At the top, there are tabs for 'Export', 'Workspace', 'Application', 'Worksheet', and 'Files'. The 'Application' tab is selected. Below the tabs, there is a 'Choose Application' section with a dropdown menu showing '* Application: 350 Petition Administration'. The 'Export Application' section contains the following options:

- Selected Application: **Petition Administration**
- Page Count: **7**
- Owner: **KONOSO2**
- File Format: **UNIX**
- Owner Override: [text input]
- Build Status Override: **Run and Build Application**
- Debugging: **Yes**
- As of: [text input] minutes ago (~ 5 min delay)
- File Character Set: **Unicode UTF-8**

The 'Export Preferences' section includes the following options:

- Export Supporting Object Definitions: **Yes**
- Export Public Interactive Reports: **Yes**
- Export Private Interactive Reports: **Yes**
- Export Interactive Report Subscriptions: **Yes**
- Export Developer Comments: **Yes**

The 'Recent Exports to Database Repository' section shows 'no data found'.

You should export regularly as an application backup.

My naming convention f244exp120207a.sql.

You can export as of n minutes ago then re-import to UNDO a mistake!

Export flat file

```
set define off
set verify off
set serveroutput on size 1000000
set feedback off
WHENEVER SQLERROR EXIT SQL.SQLCODE ROLLBACK
begin wwv_flow.g_import_in_progress := true; end;
/

--application/set_environment
prompt APPLICATION 515 - APDA Admin
--
-- Application Export:
-- Application:      515
-- Name:            APDA Admin
-- Date and Time:   03:14 Friday January 23, 2009
-- Exported By:    TJEDLIN
-- Flashback:      0
-- Export Type:    Application Export
-- Version:        3.1.2.00.02

-- Import:
-- Using application builder
-- or
-- Using SQL*Plus as the Oracle user FLOWS_030100 or as th

-- Application Statistics:
-- Pages:          42
-- Items:          391
-- Computations:  18
-- Validations:   62
-- Processes:     94
-- Regions:       115
-- Buttons:       113
-- Shared Components
-- Breadcrumbs:   1
-- Entries        8
-- Items:         1
-- Computations: 0

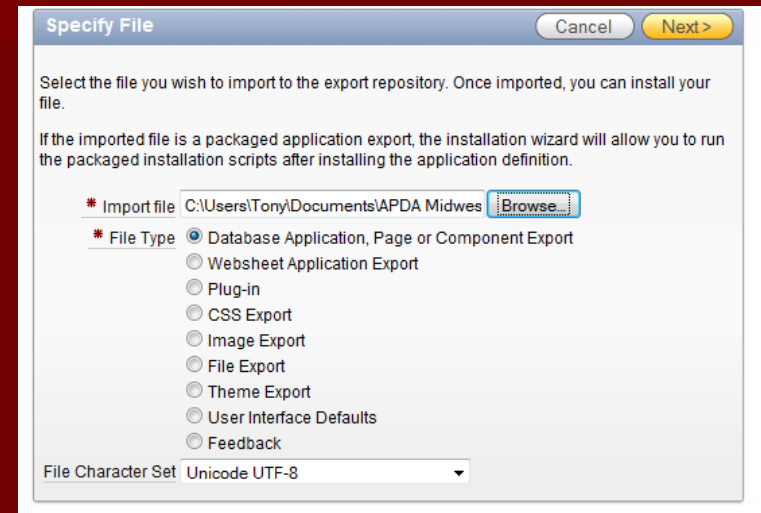
--application/shared_components/navigation/tabs/standard/mailling_list
wwv_flow_api.create_tab (
  p_id=> 990919907725445636 + wwv_flow_api.g_id_offset,
  p_flow_id=> wwv_flow.g_flow_id,
  p_tab_set=> 'TS1',
  p_tab_sequence=> 10,
  p_tab_name=> 'Mailing List',
  p_tab_text => 'Members',
  p_tab_step => 19,
  p_tab_also_current_for_pages => '',
  p_tab_parent_tabset=>'',
  p_required_patch=>null + wwv_flow_api.g_id_offset,
  p_tab_comment => '');

--application/shared_components/navigation/tabs/standard/t_membership_renewals
wwv_flow_api.create_tab (
  p_id=> 163792010628561484 + wwv_flow_api.g_id_offset,
  p_flow_id=> wwv_flow.g_flow_id,
  p_tab_set=> 'TS1',
  p_tab_sequence=> 20,
  p_tab_name=> 'T_MEMBERSHIP RENEWALS',
  p_tab_text => 'Renewals',
  p_tab_step => 34,
  p_tab_also_current_for_pages => '',
  p_tab_parent_tabset=>'',
  p_required_patch=>null + wwv_flow_api.g_id_offset,
  p_tab_comment => '');

--application/shared_components/navigation/tabs/standard/t_payments_report
wwv_flow_api.create_tab (
  p_id=> 105003920300956845 + wwv_flow_api.g_id_offset,
  p_flow_id=> wwv_flow.g_flow_id,
  p_tab_set=> 'TS1',
  p_tab_sequence=> 25,
  p_tab_name=> 'T_PAYMENTS REPORT',
  p_tab_text => 'Payments',
  p_tab_step => 25,
  p_tab_also_current_for_pages => '',
  p_tab_parent_tabset=>''
```

Import / Install

- Watch app IDs when installing an imported app!
- Do not unintentionally overwrite an app.
- App ID scope is entire Database (not just your workspace)



Specify File

Cancel Next >

Select the file you wish to import to the export repository. Once imported, you can install your file.

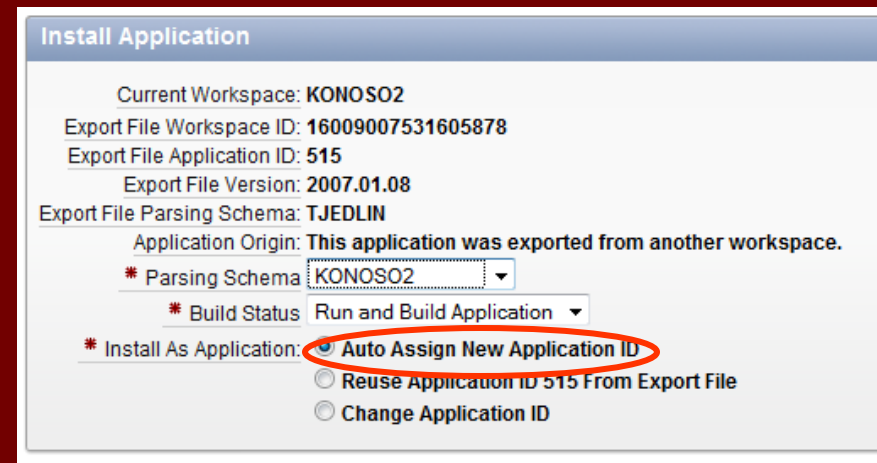
If the imported file is a packaged application export, the installation wizard will allow you to run the packaged installation scripts after installing the application definition.

* Import file: C:\Users\Tony\Documents\APDA Midwes

* File Type

- Database Application, Page or Component Export
- Worksheet Application Export
- Plug-in
- CSS Export
- Image Export
- File Export
- Theme Export
- User Interface Defaults
- Feedback

File Character Set: Unicode UTF-8



Install Application

Current Workspace: KONOSO2

Export File Workspace ID: 16009007531605878

Export File Application ID: 515

Export File Version: 2007.01.08

Export File Parsing Schema: TJEDLIN

Application Origin: This application was exported from another workspace.

* Parsing Schema: KONOSO2

* Build Status: Run and Build Application

* Install As Application:

- Auto Assign New Application ID
- Reuse Application ID 515 From Export File
- Change Application ID

Shared Components

ORACLE Application Express

Home Application Builder SQL Workshop Team Development Administration

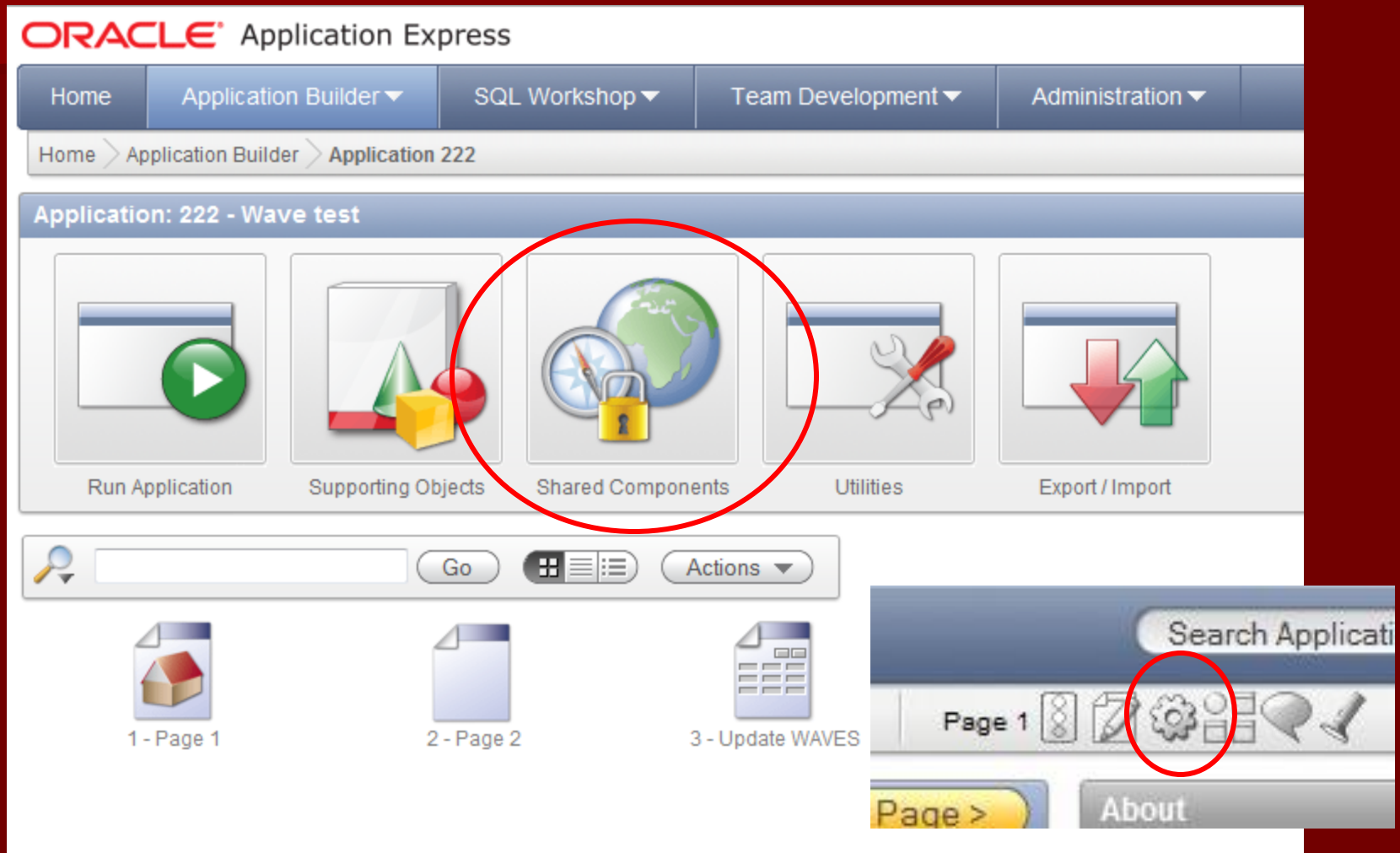
Home > Application Builder > Application 222

Application: 222 - Wave test

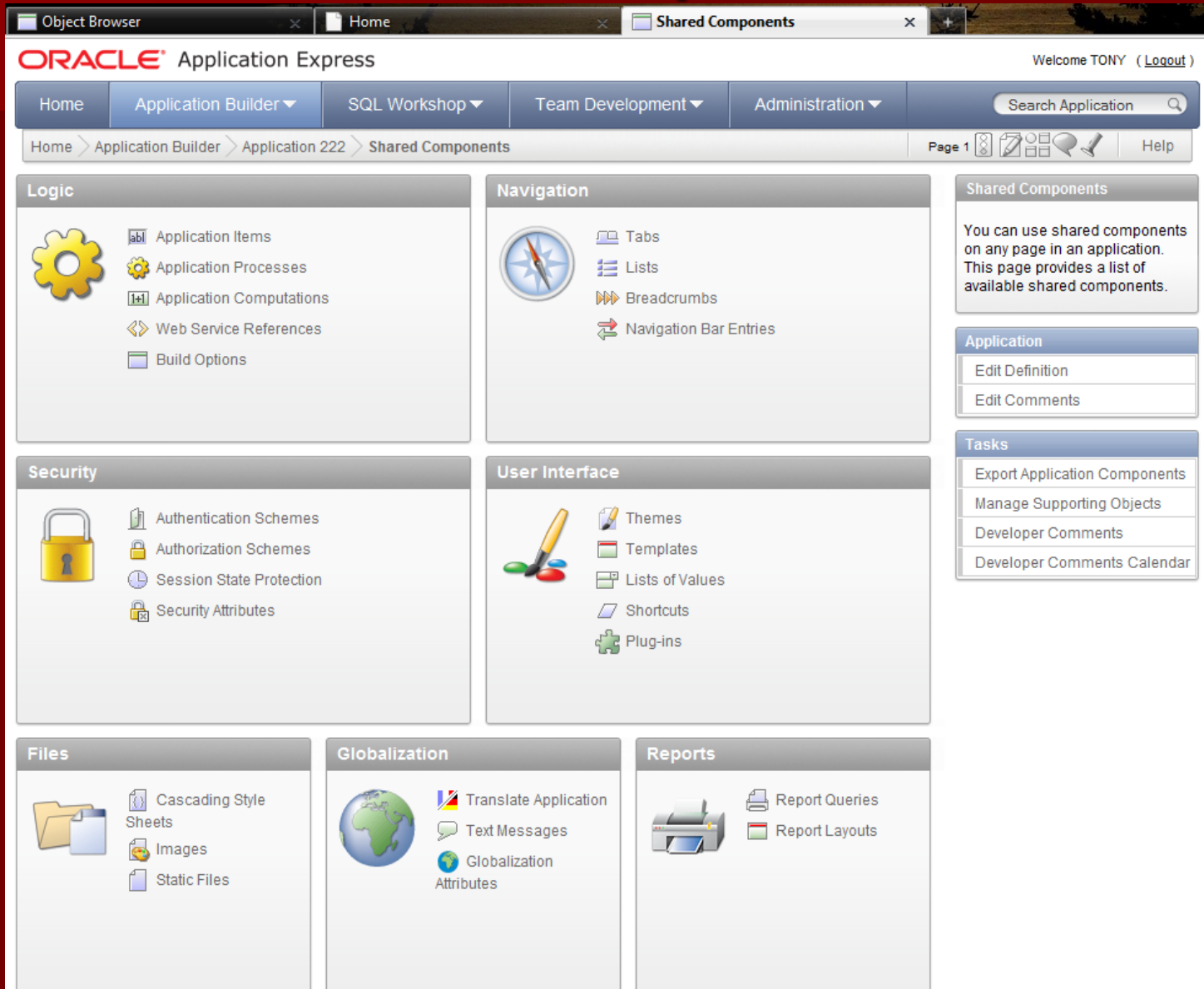
Run Application Supporting Objects **Shared Components** Utilities Export / Import

1 - Page 1 2 - Page 2 3 - Update WAVES

Search Application Page 1 **Settings** About

The image shows the Oracle Application Express user interface. At the top, there is a navigation bar with tabs for Home, Application Builder, SQL Workshop, Team Development, and Administration. Below this is a breadcrumb trail: Home > Application Builder > Application 222. The main content area is titled "Application: 222 - Wave test" and contains five large icons: "Run Application" (a play button), "Supporting Objects" (a 3D cube), "Shared Components" (a globe with a padlock, circled in red), "Utilities" (wrench and screwdriver), and "Export / Import" (up and down arrows). Below the icons is a search bar with a "Go" button and an "Actions" dropdown. Underneath are three document icons labeled "1 - Page 1", "2 - Page 2", and "3 - Update WAVES". An inset in the bottom right corner shows a close-up of the application toolbar, which includes a "Search Application" field, a "Page 1" indicator, a "Settings" gear icon (circled in red), and an "About" button.

Shared Components



The screenshot shows the Oracle Application Express interface. At the top, there are browser tabs for 'Object Browser', 'Home', and 'Shared Components'. The main header includes the Oracle logo, 'Application Express', and a user welcome message 'Welcome TONY (Logout)'. Below the header is a navigation menu with tabs for 'Home', 'Application Builder', 'SQL Workshop', 'Team Development', and 'Administration'. A search bar is located on the right side of the navigation menu. The main content area is divided into several sections: 'Logic', 'Navigation', 'User Interface', 'Security', 'Files', 'Globalization', and 'Reports'. Each section contains a list of items with corresponding icons. On the right side, there is a 'Shared Components' panel with a descriptive text and a list of tasks.

Object Browser Home Shared Components

ORACLE Application Express Welcome TONY (Logout)

Home Application Builder SQL Workshop Team Development Administration Search Application

Home Application Builder Application 222 Shared Components Page 1 Help

Logic

- Application Items
- Application Processes
- Application Computations
- Web Service References
- Build Options

Navigation

- Tabs
- Lists
- Breadcrumbs
- Navigation Bar Entries

User Interface

- Themes
- Templates
- Lists of Values
- Shortcuts
- Plug-ins

Security

- Authentication Schemes
- Authorization Schemes
- Session State Protection
- Security Attributes

Files

- Cascading Style Sheets
- Images
- Static Files

Globalization

- Translate Application
- Text Messages
- Globalization Attributes

Reports

- Report Queries
- Report Layouts

Shared Components

You can use shared components on any page in an application. This page provides a list of available shared components.

Application

- Edit Definition
- Edit Comments

Tasks

- Export Application Components
- Manage Supporting Objects
- Developer Comments
- Developer Comments Calendar

List of Values

ORACLE Application Express

Home Application Builder SQL Workshop Team Development

Home > Application Builder > Application 356 > Shared Components > Lists of Values

Lists of Values Edit Null Text Locally Defined Grid Edit Conditional Entries

Go Actions

P5 Report Row Per Page VISITOR TYPES YES NO

Name: VISITOR TYPES

Subscription Source

es Name VISITOR TYPES

Register List of Values From Refresh

Register copy of this List of Values.

Users subscribe to this List of Values.

Lists of Values Query

```
Query
select description d, genm_visitor_type_num r
from genm_visitor_types
order by seq
```

Source: Static Values

Sequence ▲	Display	Return	Conditional	Last Updated
1	Yes	Y		9 months ago
2	No	N		9 months ago

Images

Name ▲	Application	Image																																								
add-to-cart.gif	Workspace Image																																									
add to fav.jpg	Workspace Image																																									
colors.jpg	Workspace Image	<table border="1"><thead><tr><th>Color</th><th>Hexadecimal</th><th>Color</th><th>Hexadecimal</th><th>Color</th><th>Hexadecimal</th><th>Color</th><th>Hexadecimal</th></tr></thead><tbody><tr><td>aqua</td><td>#00FFFF</td><td>grey</td><td>#808080</td><td>navy</td><td>#000080</td><td>silver</td><td>#C0C0C0</td></tr><tr><td>black</td><td>#000000</td><td>green</td><td>#008000</td><td>olive</td><td>#808000</td><td>teal</td><td>#008080</td></tr><tr><td>blue</td><td>#0000FF</td><td>lime</td><td>#00FF00</td><td>purple</td><td>#800080</td><td>white</td><td>#FFFFFF</td></tr><tr><td>fuchsia</td><td>#FF00FF</td><td>maroon</td><td>#800000</td><td>red</td><td>#FF0000</td><td>yellow</td><td>#FFFF00</td></tr></tbody></table>	Color	Hexadecimal	Color	Hexadecimal	Color	Hexadecimal	Color	Hexadecimal	aqua	#00FFFF	grey	#808080	navy	#000080	silver	#C0C0C0	black	#000000	green	#008000	olive	#808000	teal	#008080	blue	#0000FF	lime	#00FF00	purple	#800080	white	#FFFFFF	fuchsia	#FF00FF	maroon	#800000	red	#FF0000	yellow	#FFFF00
Color	Hexadecimal	Color	Hexadecimal	Color	Hexadecimal	Color	Hexadecimal																																			
aqua	#00FFFF	grey	#808080	navy	#000080	silver	#C0C0C0																																			
black	#000000	green	#008000	olive	#808000	teal	#008080																																			
blue	#0000FF	lime	#00FF00	purple	#800080	white	#FFFFFF																																			
fuchsia	#FF00FF	maroon	#800000	red	#FF0000	yellow	#FFFF00																																			
no_image_found.gif	Workspace Image	Workspace Image																																								
onlinestore-logo.gif	Workspace Image	 Online Store																																								
onlinestore_2222.gif	Workspace Image	Workspace Image																																								
onlinestore_barbie.jpg	Workspace Image	Workspace Image																																								

Workspace Images – Available to any application

Application Images – Specific to a single application

Themes

Themes
Templates

Page

Region

Label

List

Popup List of Values

Calendar

Breadcrumb

Button

Report

Create Theme [Cancel] < Previous Next >

Show All Themes ▾

Theme:

Theme 1

Theme 1 - Red Welcome ADMIN (Logout) Print Feedback

Home Customers Products Orders Charts Admin Theme Testing Application RDS

Home > Products

Show All Products Customers Orders

Products

Stock #	Product	Description	Availability	Category	Price
1	3.2 GHz Desktop PC	All the options, this machine is loaded!	Y	Computer	1200
2	MP3 Player	Store up to 1000 songs and take them with you	Y	Audio	199
3	Bluetooth Headset	Hands-Free without the wires!	Y	Phones	40
4	PDA Cell Phone	Combine your cell phone and PDA into one device	Y	Phones	250
5	Portable DVD Player	Small enough to take anywhere!	Y	Video	500

Comments

This page shows various display controls used for this theme.

Date

Comments

Theme 2

Theme 2 - Builder Blue Welcome ADMIN (Logout) Print Feedback

Home Customers Products Orders Charts Admin Theme Testing Application RDS

Home > Products

Show All Products Orders Customers

Products

Stock #	Product	Description	Availability	Category	Price
1	3.2 GHz Desktop PC	All the options, this machine is loaded!	Y	Computer	1200
2	MP3 Player	Store up to 1000 songs and take them with you	Y	Audio	199
3	Bluetooth Headset	Hands-Free without the wires!	Y	Phones	40
4	PDA Cell Phone	Combine your cell phone and PDA into one device	Y	Phones	250
5	Portable DVD Player	Small enough to take anywhere!	Y	Video	500
6	512 MB DIMM	Expand your PC's memory and gain more performance	Y	Computer	200
7	54" Plasma Flat Screen	Mount on the wall or ceiling, the picture is crystal clear!	Y	Video	3995
8	Classic Projector	Does not include transparencies or grease pencil	Y	Video	50
9	Ultra Slim Laptop	The power of a desktop in a portable design	Y	Computer	1999

Comments

This page shows various display controls used for this theme.

Date

Comments

Theme 3

Theme 3 — Midnight Blue Feedback Print (Logout) Welcome: DEMO

Home Customers Products Orders Charts Theme RDS Form

Home > Products

Show All Button Bar Products

Products

Stock #	Product	Description	Availability	Category	Price
5	Portable DVD Player	Small enough to take anywhere!	Yes	Video	500
6	512 MB DIMM	Expand your PC's memory and gain more performance	Yes	Computer	200
7	54" Plasma Flat Screen	Mount on the wall or ceiling, the picture is crystal clear!	Yes	Video	3995
8	Classic Projector	Does not include transparencies or grease pencil	Yes	Video	50
9	Ultra Slim Laptop	The power of a desktop in a portable design	Yes	Computer	1999

About

This page shows various display controls used for this theme.

Date

Comments

Plug Ins

Name

* Name

* Internal Name **COM.ORACLE.APEX.STAR_RATING**

* Type **Item**

Subscription

Reference Master Plug-in From Refresh

This is the "master" copy of this plug-in.

No plug-ins subscribe to this plug-in.

Settings

File Prefix

Clear Tooltip

Source

PL/SQL Code



```
c_default_stars constant number := 9;

-----
=
-- Renders the star rating item type based on the configuration of the page
item.
-----
=
function render_star_rating (
  p_item          in apex_plugin.t_page_item,
  p_plugin        in apex_plugin.t_plugin,
```

Do not validate PL/SQL code (parse PL/SQL code at runtime only).

Callbacks

Render Function Name



Lists

Megan's Headbands Online Store

Online Store > My Account



Account Details

My Favorites

Order History

Entry

List: Menu

Parent List Entry - No Parent List Item -

Sequence 10

Image menu/user_green_64.gif

Attributes

* List Entry Label

Account Details

Target

Target type Page in this Application

* Page 23

reset pagination for this page

Printer Friendly

Request

Clear Cache

Set these items

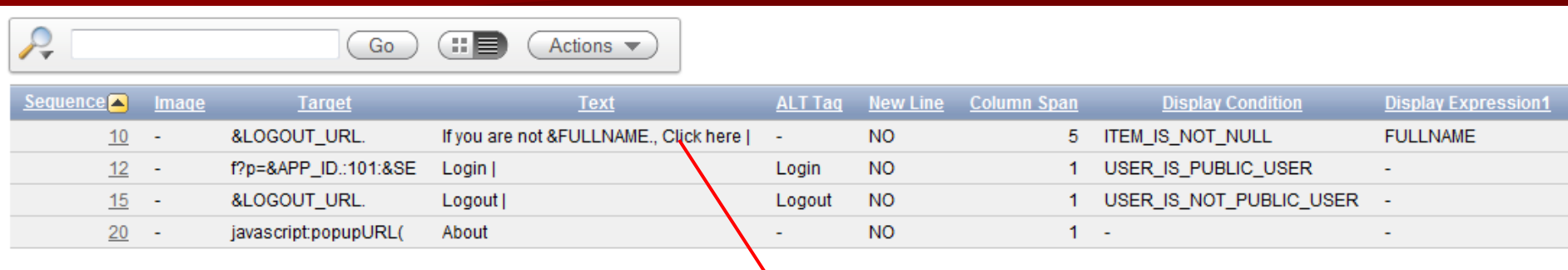
With these values

URL Target

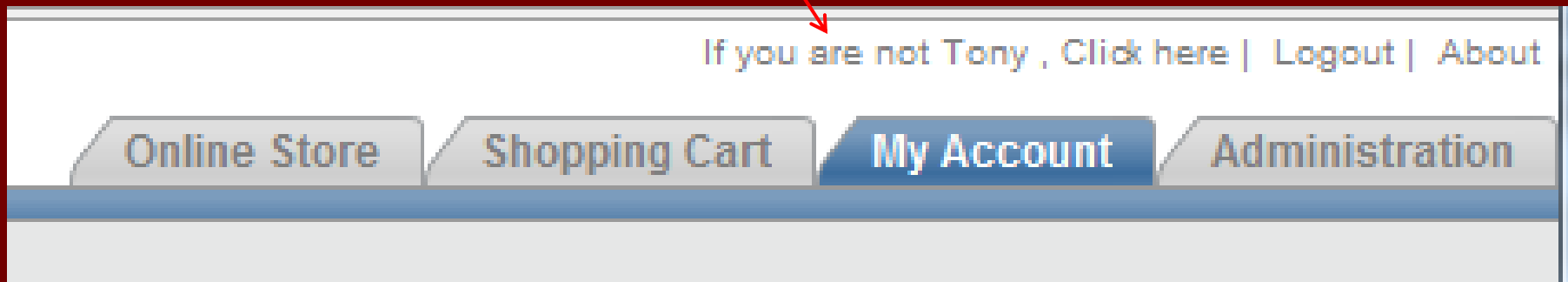
Sequence	Name	Parent Entry
10	Account Details	-
20	My Favorites	-
30	Order History	-

o Add this list to the current page

Navigation Bar



Sequence	Image	Target	Text	ALT Tag	New Line	Column Span	Display Condition	Display Expression1
10	-	&LOGOUT_URL.	If you are not &FULLNAME., Click here	-	NO	5	ITEM_IS_NOT_NULL	FULLNAME
12	-	f?p=&APP_ID.:101:&SE	Login	Login	NO	1	USER_IS_PUBLIC_USER	-
15	-	&LOGOUT_URL.	Logout	Logout	NO	1	USER_IS_NOT_PUBLIC_USER	-
20	-	javascript:popupURL(About	-	NO	1	-	-



Authentication ↑

Authentication is the process of establishing each user's identity before they can access your application. You may define multiple authentication schemes for your application, however only one scheme can be current. The authentication logic of the current scheme is used when your application is run.

Application: 257

* Home Link

Login URL

Public User

Authentication Scheme: [KPM_User_Authentication]

Define Authentication Schemes

Authorization ↑

Application authorization schemes control access to all pages within an application. Unauthorized access to the application, regardless of which page is requested, will cause an error page to be displayed.

Authorization Scheme - No application authorization required -

Define Authorization Schemes

Database Schema ↑

All SQL and PL/SQL commands issued by this application will be performed with the rights and privileges of the database schema defined below. The domain of available schemas is defined per workspace.

* Parsing Schema

Session Timeout ↑

Maximum Session Length in Seconds

On session timeout direct to this URL

Maximum Session Idle Time in Seconds

On session idle time timeout direct to this URL

Session State Protection ↑

Enabling Session State Protection can prevent hackers from tampering with URLs within your application. URL tampering can adversely affect program logic, session state contents, and information privacy.

To enable Session State Protection for your application, select **Enabled** from the Session State Protection list. Enabling Session State Protection turns on session state protection controls defined at the page and item level. To configure Session State Protection, click **Manage Session State Protection**.

Session State Protection

Allow URLs Created After: 08/17/2010 01:03:08 PM

Expire Bookmarks

Manage Session State Protection

Virtual Private Database (VPD) ↑

Virtual Private Database PL/SQL call to set security context

Security



Authorization Scheme

Show All Name Subscription Authorization Scheme Evaluation Point Comments

Name

Application: 257 Konoso Project Management

* Name Structure Manager

Subscription

Reference Master Authorization Scheme From Refresh

This is the "master" copy of this authorization scheme.

No authorization schemes subscribe to this authorization scheme.

Authorization Scheme

* Scheme Type Exists SQL Query

* Expression 1

```
select 'x' from
kpm_users
where upper(username) = :APP_USER
and in_use = 'Y'
and (structure_manager = 'Y' or administrator = 'Y');
```

Expression 2

* Identify error message displayed when scheme violated

Sorry - this feature is restricted to structure managers only

Evaluation Point

Validate authorization scheme

- Once per page view
- Once per session

Page Authorization

Page Attributes: 2 of 4

Show All Name Display Attributes JavaScript HTML Header and Body Attribute Header and Footer

Security

Authorization Scheme - No Page Authorization Required -

Authentication Page Requires Authentication

Page Access Protection Unrestricted

Form Auto Complete On

URL Checksum Protection

On Application Properties / Security Tab

Session State Protection



Enabling Session State Protection can prevent hackers from tampering with URLs within your application. URL tampering can adversely affect program logic, session state contents, and information privacy.

To enable Session State Protection for your application, select **Enabled** from the Session State Protection list. Enabling Session State Protection turns on session state protection controls defined at the page and item level. To configure Session State Protection, click **Manage Session State Protection**.

Session State Protection

[Manage Session State Protection](#)

URL Checksum Protection

Application: 257 - Konoso Project Management

Session State Protection: Disabled

Set Session State Protection Attributes

Cancel

Next >


Use this wizard to enable or disable Session State Protection and set page and item security attributes for the entire application. After running the wizard, you can also configure page and item security attributes manually by clicking the appropriate icon on the Session State Protection page.

Select Action:

Disable

Enable

Configure



Application: 257 - Konoso Project Management

Session State Protection: Enabled

Page Level Session State Protection Summary

Page Access Protection ▲	Page Count
Arguments Must Have Checksum	4
Unrestricted	53
report total:	57
row(s) 1 - 2 of 2	

Page Item Session State Protection Summary

Application Item Session State Protection Summary

Item Session State Protection ▲	Page Count
Restricted - May not be set from browser	6
Unrestricted	2
report total:	8
row(s) 1 - 2 of 2	

Page and Item Attributes

Cancel

< Previous

Next >



Select security attributes for pages and items. You may accept the default settings displayed here, or make new selections. Note that the value you choose for an attribute category will be applied to all pages and items throughout the application.

Page Access Protection Arguments Must Have Checksum ▼

Application Item Protection Checksum Required - Session Level ▼

Page Data Entry Item Protection Checksum Required - Session Level ▼

Page Display-Only Item Protection Checksum Required - Session Level ▼

Shortcuts

Shortcut Cancel Delete Apply Changes

Show All Name Subscription Source Configuration Comments

Name ↑

* Name

Subscription ↑

Reference Master Shortcut From ▲ Refresh

This is the "master" copy of this shortcut.

No shortcuts subscribe to this shortcut.

Source ↑

* Type ▼

Shortcut

`&APP_USER.`

Shortcuts

Shortcuts are a repository of shared static or dynamic HTML. Shortcuts are substitution strings that are expanded using the syntax: "SHORTCUT_NAME". Shortcuts are used in the following locations:

- Region Source for regions of type HTML_WITH_SHORTCUTS
- Region Templates, Region Headers & Footers
- Item Labels
- Item Default Value
- Item Post Element Text
- Item Help Text
- HTML Header of a page

Item Substitutions

Creating shortcuts on page item labels and page item post element text attributes can include the following substitution strings:

- #CURRENT_FORM_ELEMENT#
- #CURRENT_ITEM_ID#
- #CURRENT_ITEM_NAME#

Shortcuts

Region Definition

Region: 1 of 1 Name: test Cancel Delete Apply Changes

Show All Identification User Interface Source Attributes Header and Footer Conditions Security Configuration Caching Customization Com

Identification ↑

Page: 4 test star rating

* Title test exclude title from translation

Type HTML Text (with shortcuts) ▼

User Interface ↑

Template Reports Region * Sequence 10

Parent Region - Select a Parent - ▼

Display Point Page Template Body (2. items below region content) ▼ Column 1 ▼

[Body] [Pos.1] [Pos.2] [Pos.3] [Pos.4]

Source ↑

Region Source

"NAME" _____

test
TONY

Apex Advisor Utility

Perform Check

Checks to Perform

Errors:

- References with Substitution Syntax
- References with Column Syntax
- References with Bind Variable Syntax
- Declarative References of Application, Page Items, Interactive Report Filters
- Referenced Page Number Exists
- Is Valid SQL or PL/SQL Code
- Fetch, DML, MR* Processes are Valid
- Unconditional Branch before other Branches
- Referenced Button in When Button Pressed exists

Security:

- Target Page Authorization equals current Component Authorization
- Inappropriate use of Substitution Syntax

Warnings:

- Referenced Item is on Current Page
- Referenced Item is Page Item of Target Page
- References of Page Item in a String
- Clear Cache Page Number equals Target or Current Page
- Length of Item Name

Select All

Deselect All

Performance:

- V Function used in SQL Statements

Usability:

- Target Page Authorization is also set for Current Component
- Associated Item of Validations

Quality Assurance:

- Hardcoded Application ID
- Report has Default Order
- Page Item has Help Text

Check Page(s)

Specify comma separated list of pages to check, or leave blank to check all pages

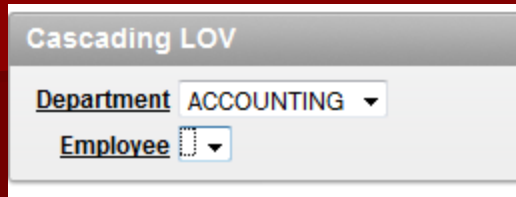
☞ Pages I last edited within the last 7 days

☞ All pages edited within the last 7 days

Apex Advisor Utility

Filter Result	
<input checked="" type="checkbox"/> Error (13)	
<input checked="" type="checkbox"/> References with Substitution Syntax (7)	
<input checked="" type="checkbox"/> References with Bind Variable Syntax (2)	
<input checked="" type="checkbox"/> Declarative References of Application, Page Items, Interactive Report Filters (2)	
<input checked="" type="checkbox"/> Unconditional Branch before other Branches (2)	
<input checked="" type="checkbox"/> Quality Assurance (12)	
<input checked="" type="checkbox"/> Report has Default Order (12)	
<input checked="" type="checkbox"/> Usability (3)	
<input checked="" type="checkbox"/> Associated Item of Validations (3)	
Applications > 250 - Calendar > Pages > 1 - Calendar Home > Regions > Home Page CLOB	
Attribute	Region Source (Identifies the source of the region, reference Region Source Type)
Check	Report has Default Order
Category	Quality Assurance
Message	Report does not have a default order.
Value	<pre>select home_page_clob from cal_structures where cal_structure_num = :P1_CAL_STRUCTURE_NUM</pre>
	View
Applications > 250 - Calendar > Pages > 1 - Calendar Home > Branches > 10 After Processing	
Attribute	Process Sequence (Identifies the order in which the branch will be evaluated for execution for each branch point)
Check	Unconditional Branch before other Branches
Category	Error
Message	Unconditional branch before other branches.
Value	10
	View

Cascading LOVs



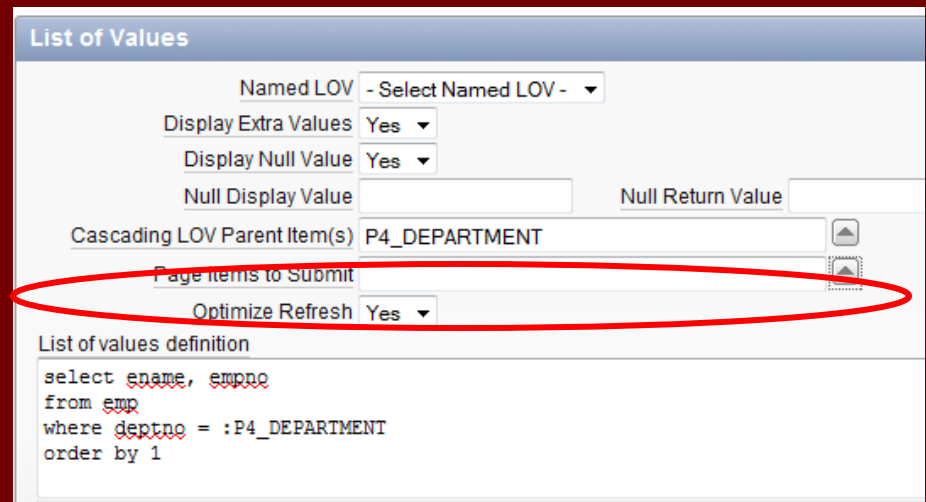
Cascading LOV

Department ACCOUNTING ▾

Employee ▾

Note the Employee LOV which is conditioned on the Department LOV shows no choices

- Prior to APEX 4.0 this required the developer to write and maintain Javascript
- Now we can just make the Employee LOV
- APEX writes the javascript for us!



List of Values

Named LOV - Select Named LOV - ▾

Display Extra Values Yes ▾

Display Null Value Yes ▾

Null Display Value Null Return Value

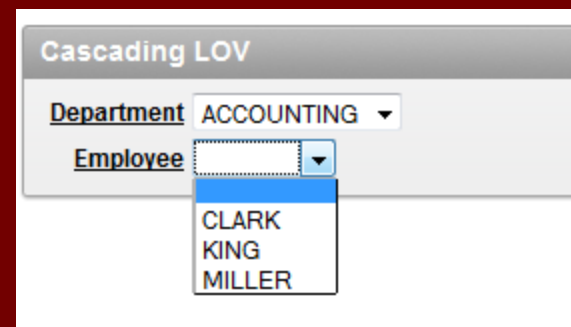
Cascading LOV Parent Item(s) P4_DEPARTMENT

Page Items to Submit

Optimize Refresh Yes ▾

List of values definition

```
select ename, empno
from emp
where deptno = :P4_DEPARTMENT
order by 1
```



Cascading LOV

Department ACCOUNTING ▾

Employee ▾

CLARK
KING
MILLER

Dynamic Actions



Create Dynamic Action Cancel Next >

'Standard' allows you to create dynamic actions that 'Show', 'Hide', 'Enable' or 'Disable' page items. 'Advanced' allows you to create more complex native dynamic actions such as 'Add Class' or 'Set Value', specify different event types such as 'Click' or 'After Refresh' and also utilise plug-in dynamic actions, that are installed in your application.

Page: 4 - test cascading LOV

Identify the type of dynamic action to add to this page:

Standard Advanced


> Existing Dynamic Actions

Dynamic Actions


Create Dynamic Action

Specify when you would like the Dynamic Action to fire.

Page: **4 - test cascading LOV**
Name: **Hide / Show Employee**

* Selection Type 
[Item](#), [Region](#)

* Item(s)

Condition 
[equal to](#), [is null](#)

Create Dynamic Action

Specify the 'True' and 'False' action for this dynamic action. 'True' actions fire either when the 'When Condition' is met, or when 'No Condition' has been specified. 'False' actions fire only when the 'When Condition' is not met. Therefore, if no 'When Condition' has been specified, only a 'True' action can be created.

Page: **4 - test cascading LOV**
Name: **Hide / Show Employee**


* Specify the True Action: Show
 Hide
 Enable
 Disable

Create Opposite False Action

Create Dynamic Action









Select which page elements you would like the dynamic action to control.

Page: **4 - test cascading LOV**
Name: **Hide / Show Employee**
True Action: **Hide**

Selection Type 

Item(s)

P4_DEPARTMENT	P4_EMPLOYEE
---------------	-------------

Navigation icons:        

Team Development Tools

ORACLE Application Express

Home

Application Builder ▾

SQL Workshop ▾

Team Development ▾

Administration ▾

Home > Team Development

Workspace SANDIA



Features



Milestones



To Dos



Bugs



Feedback

News | Sandia Labs APEX training begins tomorrow! - Tony 8 minutes ago



Assignee - All - ▾

Release - All - ▾

Application - All - ▾

Set


Reset

Developer Tools

- Features
- Milestones
- To Dos
- Bugs
- Feedback from Users

Example – To Dos


To Do



* To Do Action

Assigned To New Assignee


Contributor New Contributor


Parent To Do 


Status

Created By: **TONY**, 8 minutes ago

Dates

Start Date 

Due Date 

Date Completed 

Details

Category New Category

Release New Release

Description



Example – To Dos







ORACLE Application Express

Home Application Builder ▼ SQL Workshop ▼ Team Development ▼ Ac

Home > Team Development > To Dos

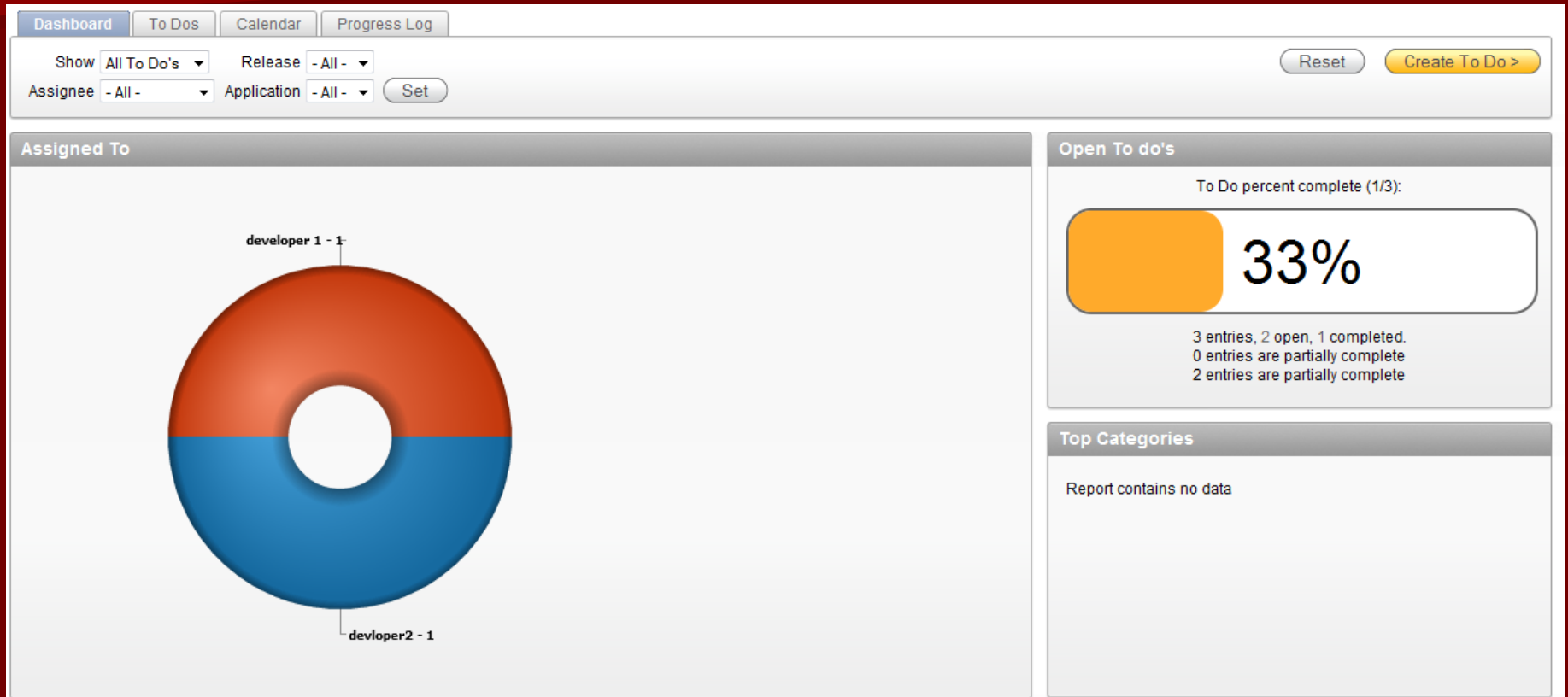
Dashboard To Dos Calendar Progress Log

 Go  Actions ▼

	<u>To Do</u>	<u>Assigned To</u>	<u>Status</u>	<u>Updated</u> ▼	<u>Milestone</u>	<u>Tags</u>	<u>Copy</u>
	something	-	Complete (100%)	8 minutes ago	-	-	
	test again	developer2	Not started (0%)	9 minutes ago	-	-	
	test todo	developer 1	Not started (0%)	9 minutes ago	-	-	

1 - 3

Example – To Dos



ApEx Resources

The screenshot displays the Oracle Application Express (ApEx) user interface. At the top left, the Oracle logo is followed by the text "Application Express". On the top right, it says "Welcome TONY" with a "Logout" link. Below this is a navigation bar with tabs for "Home", "Application Builder", "SQL Workshop", "Team Development", and "Administration". A search box labeled "Search Workspace" is located on the right side of the navigation bar. Below the navigation bar, the workspace name "Workspace KONOSO2" is displayed. A "Learn more ..." button is highlighted with a red circle. To the right of the workspace name, a "Help" link is also highlighted with a red circle. Below the workspace name, there are four icons representing different tools: "Application Builder", "SQL Workshop", "Team Development", and "Administration". On the right side, there is an "About" section with a brief description of Application Express and an "Available Updates" section at the bottom right.

ORACLE Application Express

Welcome TONY ([Logout](#))

Home Application Builder SQL Workshop Team Development Administration Search Workspace

Workspace KONOSO2

[Learn more ...](#)

Help

Application Builder SQL Workshop Team Development Administration

About

Application Express is a rapid Web application development tool that lets you share data and create applications. Using only a Web browser and limited programming experience, you can develop and deploy applications that are fast and secure.

Available Updates

- Introduction
- Consolidation
- Architecture
- Self Service
- Security
- Websheets
- Application Development
- SQL Workshop
- Team Development
- Administration
- Managing Development

Cancel Next >

Show All About Application Express Declarative Development Application Express Components

About Application Express

Oracle Application Express (Oracle APEX), formerly called HTML DB, is a fully supported "no-cost" option of the Oracle Database. Oracle Application Express is certified against all editions of the Oracle Database 10.2.0.3 and above, including Oracle Database 10g Express Edition (Oracle XE).

Oracle Application Express installs as part of the seed database installation with Oracle Database 11g. The latest version of Oracle Application Express can be downloaded for free from the Oracle Technology Network (OTN) [<http://otn.oracle.com/apex>]



Browser Based

Using only a Web browser and limited programming experience you can develop data centric applications in minutes. Browser-based development enables you to develop applications on most computers using only a modern Web browser.



Rapid Application Development (RAD)

Use simple wizards and declarative programming to create powerful reporting and data entry applications. You can create applications from spreadsheet uploads, or on existing database tables and views. Oracle Application Express includes SQL Workshop to create and manage the database objects that support your application.

Declarative Development

With Application Express, coding is declarative. That means that no code is generated or compiled. You interact with wizards and property sheets. Since the SQL language is used to define reports and charts, some knowledge of SQL is helpful. If procedural logic is needed, you can write snippets of code using PL/SQL. Declarative code yields fewer differences between developers and this consistency makes Application Express applications easy to maintain and manage.

The Application Express engine renders applications in real time from data stored in database tables. When you create or extend an application, Oracle Application Express creates or modifies metadata. When the application runs, the Application Express engine then displays the page or processes the page submission based on the metadata. This means that multiple developers can edit the same page and changes can be seen immediately when running the application. No compilation or deployment is necessary.

Examples of declarative programming in Oracle Application Express:



Forms

Using wizards, you can easily create forms on tables or on a stored procedure. When creating a form on a table, these wizards provide automatic management of insert, update, and delete, as well as last update detection. Once you create a

Community

- OTN Discussion Forum
- Packaged Applications
- Partners
- BLOGs
- Oracle Application Express on OTN

Demos

- Calendar
- Chart
- Data Entry Form
- Hierarchy
- Interactive Report
- Map
- Master Detail
- Dashboard
- Tree
- XML

Websheets

- Allow users (not necessarily developers) to build applications to view, share and modify data.
- Step-by-step example at
 - <http://www.oracle.com/technetwork/issue-archive/2010/10-sep/o50browser-165475.html>

Websheets

TONY W01

Welcome TONY Language (Logout)

Page ▾ Data ▾ Administration ▾



Search

Home > Data > Data Grid

 Help

Action Processed. ×



	Name	Address	Phone	Type
	john smith		123	Person
	Tony	123 Main	111-222-3333	Other

1 - 2 of 2

Create DDL script

ORACLE® Application Express

Home

Application Builder ▾

SQL Workshop ▾

Team Development ▾

Administration ▾

Home > SQL Workshop > Utilities


Utilities



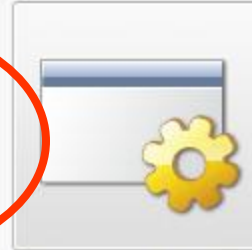
Data Workshop



Object Reports



Generate DDL



User Interface Defaults



Recycle Bin



Schema Comparison



Database Monitor

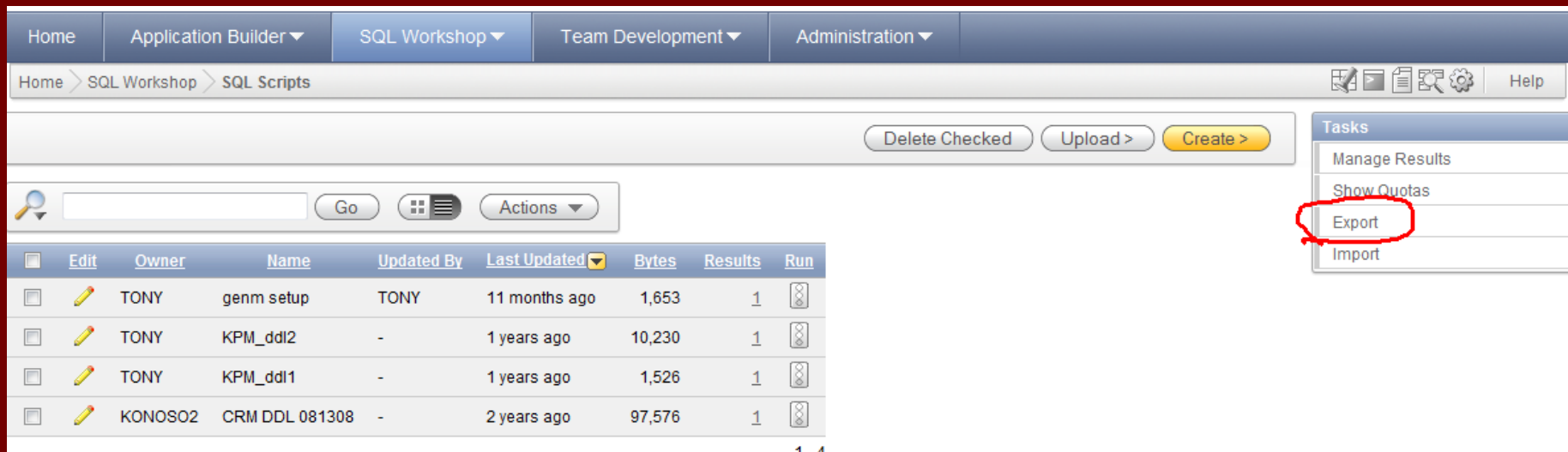
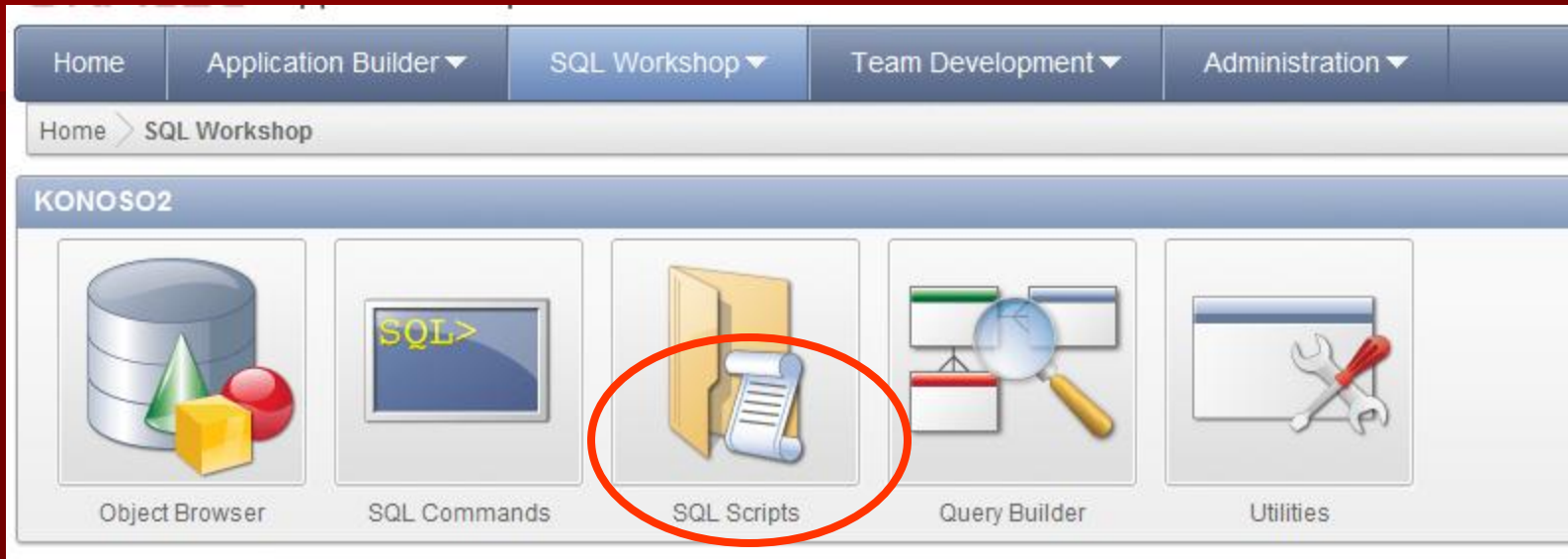


About Database

[Schema](#) [Tables](#) [Views](#) [Packages](#) [Procedures](#) [Functions](#) [Triggers](#) [Synonyms](#) [Types](#) [Sequences](#) [Indexes](#) [Database Links](#) [Materialized V](#)

KONOSO2 132 1 3 28 25 120 0 0 112 170 0

Export the DDL Script



Export / Import the apps

The screenshot displays the Oracle Application Express interface. At the top, there is a navigation menu with options: Home, Application Builder, SQL Workshop, Team Development, and Administration. Below this, a breadcrumb trail shows Home > Application Builder > Application 222. The main header area includes the Oracle logo and the text 'Application Express', along with an 'Edit Application' button. A secondary navigation bar contains Home, Application Builder, SQL Workshop, and Team Development. Below this, another breadcrumb trail shows Home > Application Builder > Export. A set of tabs includes Export, Workspace, Application, Worksheet, Files, and Theme. The 'Export / Import' utility icon, featuring a red downward arrow and a green upward arrow, is circled in red. A red arrow points from this icon to the 'Export Application' section of a modal dialog. The 'Export Application' section shows 'Selected Application: Wave test', 'Page Count: 4', 'Owner: KONOSO2', 'File Format: UNIX', 'Owner Override' (empty), 'Build Status Override: Run and Build Application', 'Debugging: Yes', and 'As of' (empty) minutes ago (~ 5 min delay). The 'File Character Set' is set to 'Unicode UTF-8'. The 'Export Preferences' section includes: 'Export Supporting Object Definitions: No', 'Export Public Interactive Reports: Yes', 'Export Private Interactive Reports: Yes', 'Export Interactive Report Subscriptions: Yes', and 'Export Developer Comments: Yes'.

Home Application Builder SQL Workshop Team Development Administration

Home > Application Builder > Application 222

Application: 222 - Wave test Edit Application

ORACLE Application Express

Home Application Builder SQL Workshop Team Development

Home > Application Builder > Export

Export Workspace Application Worksheet Files Theme

Utilities Export / Import

Choose Application

* Application 222 Wave test

Export Application

Selected Application: Wave test
Page Count: 4
Owner: KONOSO2
File Format: UNIX
Owner Override
Build Status Override: Run and Build Application
Debugging: Yes
As of minutes ago (~ 5 min delay)
File Character Set: Unicode UTF-8

Export Preferences

Export Supporting Object Definitions: No
Export Public Interactive Reports: Yes
Export Private Interactive Reports: Yes
Export Interactive Report Subscriptions: Yes
Export Developer Comments: Yes

Supporting Objects

ORACLE Application Express Welcome TONY ([Logout](#))

Home Application Builder SQL Workshop Team Development Administration

Home > Application Builder > Application 222 > Supporting Objects Page 1 Help


Supporting Objects





Use this utility to define the database object definitions, images, and seed data to be included in your application export.

Application: **222: Wave test**


Check for Objects: **No** Substitutions: **0** Installation Scripts: **1**
Verify System Privileges: **No** Build Options: **0** Upgrade Scripts: **0**
Required Free KB: **0** Validations: **0** Deinstallation Script: **No**
Prompt for License: **No** Include in Export: **No**



Installation




- Prerequisites
-  Application Substitution Strings
-  Build Options
- Pre-installation Validations
-  Installation Scripts
-  Messages



Upgrade



-  Upgrade Scripts
-  Upgrade Message

Deinstallation



-  Deinstallation Script
-  Deinstallation Message

About

Use Supporting Objects to define database object installation scripts that are invoked when importing an application. You can also define deinstallation scripts to drop objects when deleting an application. Supporting objects allow you to package both the application and database objects needed in a single file.

Tasks

- [View Install Summary](#)
- [Remove Supporting Object Installation](#)
- [Export Application](#)
- [Install Supporting Objects](#)
- [Upgrade Supporting Objects](#)

Consuming Web Services in Apex

http://webservicex.seekda.com/most_used_service

The screenshot shows the 'seekda!' website interface. At the top, there are navigation links for 'login' and 'register'. Below the header is a menu with 'Seek Services', 'News', 'Consumers', and 'Providers'. The main content area is titled 'Most Used Web Services' and contains a list of services. The first service is 'GlobalWeather' by 'webservicex.com', which is described as a free Web Service providing current weather and additional information for major cities. The second service is 'GlobalWeather' by 'webservicex.net', described as a current weather and weather conditions service for major cities. The third service is 'CurrencyServerWebSer...' by 'currencyserver.de', described as a current weather and weather conditions service for major cities. The fourth service is 'ValidateEmail' by 'webservicex.com', described as a service to validate any email address against the real mail server.

The screenshot shows the 'Web Service Details: GlobalWeather' page. The page has a navigation bar with 'Overview', 'Use Now', 'Availability', 'Comments', and 'Wiki History'. The main content area displays the following details:

- Country: United States
- Provider: webservicex.com
- WSDL File: <http://www.webservicex.com/globalweather.asmx?WSDL>
- WSDL Cache: [XML](#) or [HTML](#)
- Monitored since: Jul 14, 2006
- Server: Microsoft-IIS/6.0
- Availability: (95.55% since Jul 2006) [\(view details\)](#)
- Documentation: good (within WSDL)
- Description:
- User Rating: (cast your vote by clicking the corresponding star)

Below the details is a section titled 'Service Description by seekda Users' with an 'edit' button. The description reads: 'This free Web Service provides the current weather and along with additional information for major cities (with airport) around the world. More details are available on the providers web page: <http://www.webservicex.net/WCF/ServiceDetails.aspx?SID=48>

Web Services


Create Web Service Reference Cancel Next >

What type of Web reference would you like to create? REST Based on WSDL Manual

Create Web Service Reference Cancel < Previous Next >

Do you want to search a UDDI registry to find the WSDL? Yes No

Create Web Service Reference Cancel < Previous Next > Finish

WSDL Location 

Web Service Details Cancel < Previous Create Reference

Web Service Name

SOAP URL Endpoint

SOAP Style

SOAP Version 1.2

Basic Authentication Yes No

Operations

Operation Name	GetWeather
Operation Name	GetCitiesByCountry

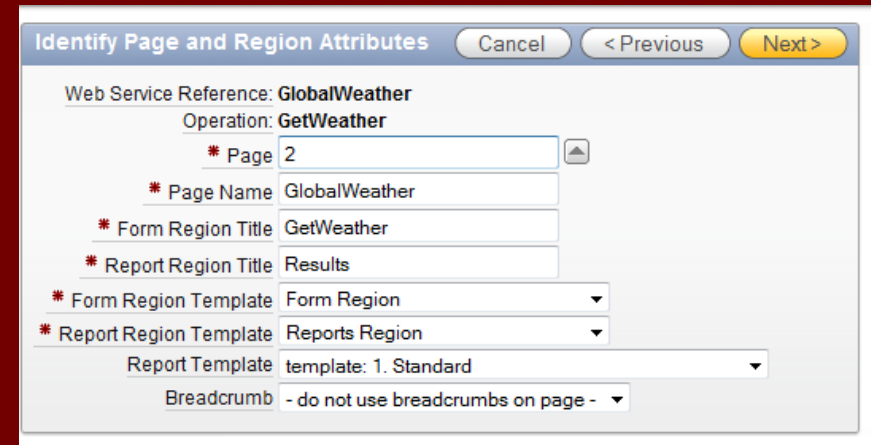
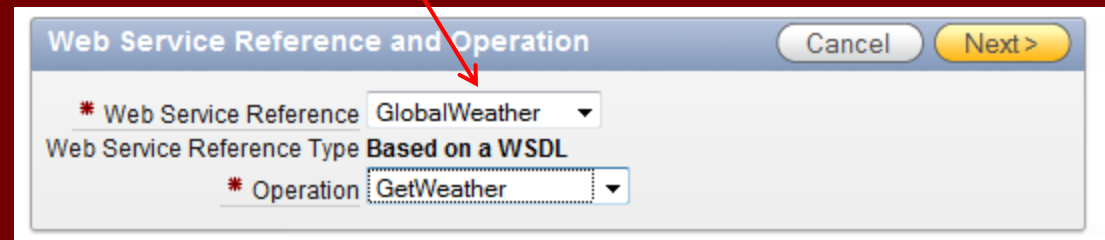
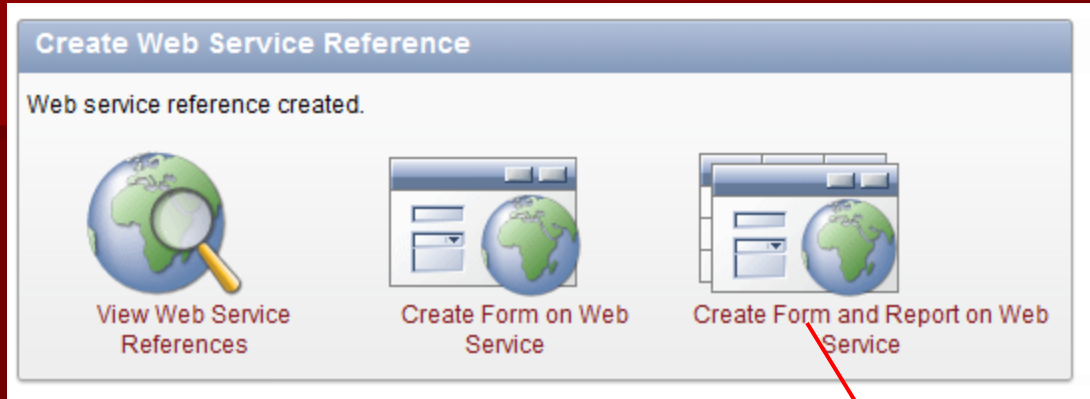
Create Web Service Reference

Web service references in Application Express are created based on a Web Services Description Language (WSDL) document. A WSDL document is a standard way to describe a Web service.

Identify whether to search for a WSDL document by searching a UDDI registry, or by directly entering the URL to the WSDL document.

A Universal Description, Discovery, and Integration (UDDI) registry is a directory where businesses register their Web services.

Add Web Service to your app



Pages Automatically Created

Welcome: TONY Logout

GetWeather Submit

Cityname

Countryname

Results

GetWeatherResult

CHICAGO/WAUKEGAN REGIONAL, IL, United States (KUGN) 42-25N 087-52W Aug 17, 2010 - 12:52 PM EDT / 2010.08.17 1652 UTC Calm:0 10 mile(s):0 clear 73.0 F (22.8 C) 55.0 F (12.8 C) 53% 30.1 in. Hg (1019 hPa) Success

1 - 1

Globalization

ORACLE Application Express

Welcome TONY (Logout)

Home Application Builder SQL Workshop Team Development Administration Search Application

Home > Application Builder > Application 411 > Shared Components > Edit Globalization Attributes Page 2

Definition Security Globalization

Application: 411 Web Services demo Cancel Apply Changes

Globalization

Identify the globalization attributes of your application. Application translations are available by following the links provided below.

Application Primary Language - Select Primary Language -

Application Language Derived From No NLS (Application not translated)

Application Date Format DD-MON-YYYY HH24:MI

Application Timestamp Format

Application Timestamp Time Zone Format

Automatic Time Zone Yes

Automatic CSV Encoding Yes

No translations found.

Workspace: KONOSO2 User: TONY

Automatic Time Zone

Help

Controls the setting of the database session time zone. When set to **Yes**, the client time zone is derived from the client's Web browser and set for the duration of the Application Express session. Subsequent page views will have the database session time zone set properly per page view. Once set, this setting can be overridden using `APEX_UTIL.SET_SESSION_TIME_ZONE`, or reset using `APEX_UTIL.RESET_SESSION_TIME_ZONE`.

Application Express 4.0.0.00.46
010, Oracle. All rights reserved.

Remember to set date format before beginning development

Other ways to Access APEX data

The screenshot shows the Toad for Oracle interface. The main window displays the Schema Browser for the user KONOSO2@alig.revision.com:15210/ALIG. The table EMP is selected in the left pane. The right pane shows the table's metadata and data. The table was created on 2/24/2009 at 4:47:12 PM and last DDL was on the same date and time. The table has columns EMPNO, ENAME, JOB, MGR, HIREDATE, SAL, COMM, and DEPTNO. The data is displayed in a grid view.

EMP: Created: 2/24/2009 4:47:12 PM Last DDL: 2/24/2009 4:47:12 PM

EMPNO	ENAME	JOB	MGR	HIREDATE	SAL	COMM	DEPTNO
7839	KING	PRESIDENT		11/17/1981	5000		10
7698	BLAKE	MANAGER	7839	5/1/1981	2850		30
7782	CLARK	MANAGER	7839	6/9/1981	2450		10
7566	JONES	MANAGER	7839	4/2/1981	2975		20
7788	SCOTT	ANALYST	7566	12/9/1982	3000		20
7902	FORD	ANALYST	7566	12/3/1981	3000		20
7369	SMITH	CLERK	7902	12/17/1980	800		20
7499	ALLEN	SALESMAN	7698	2/20/1981	1600	300	30
7521	WARD	SALESMAN	7698	2/22/1981	1250	500	30
7654	MARTIN	SALESMAN	7698	9/28/1981	1250	1400	30
7844	TURNER	SALESMAN	7698	9/8/1981	1500	0	30
7876	ADAMS	CLERK	7788	1/12/1983	1100		20
7900	JAMES	CLERK	7698	12/3/1981	950		30
7934	MILLER	CLERK	7782	1/23/1982	1300		10

Other ways to Access APEX data

The screenshot displays the Oracle SQL Developer interface. The left-hand pane shows a tree view of 'All Reports' with 'Applications' selected. The main window shows a table of applications with columns: WORKSPACE, APPLICATION_ID, APPLICATION_NAME, OWNER, PAGES, LAST_UPDATED, VERSION, and AUTHORIZATION. The 'KONOSO2' workspace is selected, and the 'Applications' table is open. Below the table, the 'LOV' (List of Values) editor is active, showing a table with columns: LIST_OF_VALUES_NAME, LOV_TYPE, and LIST_OF_VALUES_QUERY. The LOV table contains three entries: 'PET_STRUCTURES' (Dynamic), 'PET_ROLES' (Dynamic), and 'YESNO' (Static).

WORKSPACE	APPLICATION_ID	APPLICATION_NAME	OWNER	PAGES	LAST_UPDATED	VERSION	AUTHE
KONOSO2	222	Wave test	KONOSO2	4	17-AUG-10	release 1.0	HTML DB
KONOSO2	250	Calendar	KONOSO2	26	11-AUG-10	release 1.0	CAL_User
KONOSO2	256	CollectionShowcase	KONOSO2	8	08-APR-10	release 1.0	Collect
KONOSO2	257	Konoso Project Management	KONOSO2	57	17-AUG-10	1.0	KPM_User
KONOSO2	289	Petition Menu	KONOSO2	9	27-JUL-10	release 1.01	Pet_User
KONOSO2	326	Petetition (Public app)	KONOSO2	5	27-JUL-10	release 1.0	DATABASI
KONOSO2	329	test	KONOSO2	6	08-APR-10	release 1.0	HTML DB
KONOSO2	330	APDA YO Event Registration TEMP	KONOSO2	21	08-APR-10	release 1.0	Menu_Us
KONOSO2	334	ACCESS Initiative (demo)	KONOSO2	21	11-AUG-10	release 1.0	no Auth
KONOSO2	346	AZAPDA Administration	KONOSO2	40	08-APR-10	release 1.0	Menu_Us

LIST_OF_VALUES_NAME	LOV_TYPE	LIST_OF_VALUES_QUERY
PET_STRUCTURES	Dynamic	SELECT NAME d, pet_structure_num r FROM pet_structureswhere in_use = 1
PET_ROLES	Dynamic	select description d, PET_role_num rfrom PET_roles order by 1
YESNO	Static	(null)

ApEx Resources

- IOUG ApExSIG

<http://apexsig.oracle.ioug.org>

- ODTUG APEX SIG

[http://www.odtug.com/apex/f?p=500:320:0
::::P320_SIG_ID:81](http://www.odtug.com/apex/f?p=500:320:0::::P320_SIG_ID:81)

- OTN Application Express Discussion Forum
- Oracle Documentation apex.oracle.com
- Oracle context sensitive online help

Why Use Apex to re-create a pl/sql application?

- Rapid Development
- Based on solid pl/sql technology
- Potentially re-use existing procedures
- Integrated Web Services
- Consistent, well documented Framework
- Potentially keep existing table structure where it makes sense

Real examples of production quality applications built with Application Express

AskTom.oracle.com



Home

[Recent]

Archives

Advanced Search

Links I Like

Most Popular

Hot Articles

Your Questions

Files

RSS

Search



times are East coast times (GMT-04:00)

In the last 4 weeks, I've taken 27 new questions, read 1,647 followups, and responded to 1,219 of the followups

Hit	Subject	Last Updated	First Asked	Age
1	sql to get data from flat file-- this is mind blowing	26 Apr 2005 8pm	12 Oct 2001 7pm	3.5 years old
2	Rollback During Killing a transaction	26 Apr 2005 8pm	24 Feb 2001 4pm	4.2 years old
3	moving tables across tablespaces	26 Apr 2005 8pm	02 May 2000 1pm	5 years old
4	row level transaction lock, table level shared lock, table level excl...	26 Apr 2005 8pm	15 Dec 2001 5pm	3.4 years old
5	Why is cost based optimizer behaving poorly?	26 Apr 2005 5pm	23 Nov 2002 8pm	2.4 years old
6	DB/Application slow after migrating to 9i	26 Apr 2005 4pm	29 May 2003 7pm	1.9 years old
7	How to schdule a job at every one minute and ensure it is completed.	26 Apr 2005 4pm	12 Oct 2004 9am	6 months old
8	Java stored procedure error	26 Apr 2005 4pm	14 Aug 2000 5am	4.7 years old
9	Design of Large Databases /Multiple Small Databases	26 Apr 2005 4pm	18 Jan 2001 4pm	4.3 years old
10	Procedure vs Package	26 Apr 2005 4pm	22 Jan 2003 12pm	2.3 years old

1 - 10 [Next](#) >

Messages...

Status

Sorry I have a large backlog right now, please ask a question later

LOOK INSIDE



Expert One on One
Oracle



Effective Oracle by
Design

Aria

[Detail](#) | [Organization Chart](#) | [Relate...](#) | [Management Chain](#)

Steven King

[President](#)
Directs: 14 Total: 105

Column Properties [Help](#)

Style	Column Format	Data Format	Conditional Format
1	Planned Construction Cost is greater than 1000000 <input type="text"/>	Value 123	<input type="button" value="X"/> <input type="button" value="v"/>
2	Planned Construction Cost is between 999999 and 900000 <input type="text"/>	Value 123	<input type="button" value="X"/> <input type="button" value="v"/>
3	Planned Construction Cost is less than or equal to 899999 <input type="text"/>	Value 123	<input type="button" value="X"/> <input type="button" value="v"/>

Work
515.123.4567

 sking@email.com

2004 Charade Rd
Seattle , Washington 98199

Additional Information

[My home page](#)

My Cell Phone 555-1212

My Web Site <http://apex.oracle.com>

Local Time 07:44PM

Global UID

SKING

Country

US

Cost Center - Organization

100 - Executive

Manager

[View Management Chain](#)

The data in this system was last refreshed on Friday August 17, 2007.

[Edit my information](#)

Packaged apps



Oracle Application Express

[Return to Oracle APEX Home](#)

Packaged Applications

- [Aria Employee Directory Lookup](#)
- [Artwork Catalog](#)
- [Ask the Expert](#)
- [Asset Manager](#)
- [Bug Tracker](#)
- [Checklist Manager](#)
- [Customer Tracker](#)
- [DICOM Image Archive Demonstration](#)
- [Discussion Forum](#)
- [Document Library](#)
- [Events](#)
- [Issue Tracker](#)
- [Knowledge Testing](#)
- [Loan Calculator](#)
- [Online Store](#)
- [Sales Forecasting](#)
- [Software Projects](#)
- [Subject Matter Experts](#)
- [Task Manager](#)
- [Timesheets](#)

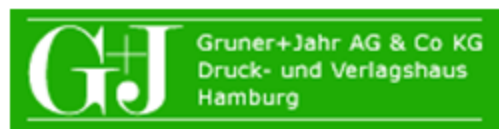
Sample Code

- [Web Services Integration](#)
- [External Table - Simple](#)
- [Master-Detail PDF Report](#)
- [Matrix Order](#)
- [OEHR Sample Objects](#)
- [Save Large Value](#)
- [Showcase of v3.0 New Features](#)
- [Shuttle Demo](#)
- [Southwind Wholesalers](#)
- [Sticky Hide and Show](#)

Packaged Applications are fully functional applications that you can view, use and customize. Sample Code are packaged applications that contain just a snippet of code to explain a solution.

You can view a screensnap and/or a preview of each application. The preview is read-only and this may affect the functioning of certain applications, e.g. for Timesheets, you cannot submit a new Timesheet.

Application Express - Customers



<http://www.oracle.com/technetwork/developer-tools/apex/apex-com-internet-apps-098508.html>

Moyersoer Online - www.moyersoer.be

Moyersoer is one of the biggest auction houses in Belgium. Moyersoer Online is the portal where the customers meet the offers (auctions, sales, take overs, real estates) and bid for it.

This application was developed by Cronrom, member of Cronos Group (<http://www.cronrom.ro>)



North Star BMW CCA - www.northstarbmw.org

We use Oracle APEX for the public application that displays event information in the homepage and calendar, homepage headlines, handles member information, member car pictures, classified ads and miscellaneous website links. We also have a section that requires a login for members to register for various events, update their car information and submit classified ads. There is an even larger administrative application for maintaining events, members and other activities that is only available to the club board members.



Opal Consulting - www.opal-consulting.de

Opal Consulting is a German consultancy company with more than 10 years of project experience in Oracle technologies (Forms, Reports, Portal, Internet Application Server, Oracle XE and Oracle Application Express), in particular the creation of Web applications, Opal Consulting provides services in Consulting, Training, and Project Work.



This application was built to showcase Opal Consulting's ability to build an appealing Web application in order to get a customer to "buy into" the underlying technology, being Oracle Application Express running on Oracle.

Oracle Development Tools User Group (ODTUG) - www.odtug.com
ODTUG is an independent, not-for-profit global organization providing education, support, advocacy, and networking opportunities for all developers, using a variety of technologies, that work on Oracle Databases.



Oracle Store - www.oracle.com/store

Oracle Store is being redeveloped using Oracle Application Express. This is the first release featuring Enterprise Linux and Virtualization (VM).

Priciples - www.priciples.it



North Star BMW Car Club of America


[Home](#)
[Calendar](#)
[For Sale](#)
[Member Cars](#)
[Latest News](#)
[My North Star](#)
[Newsletters](#)
[Driving Schools](#)
[Photogallery](#)
[Merchandise](#)
[E-Mail Lists](#)
[Links](#)
[Bylaws](#)
[Maps](#)
[Driving Tips](#)
[Feedback](#)
[Contacts](#)
[Membership](#)
[Tech Articles](#)

Welcome to the North Star BMW CCA Website.
Minnesota's Chapter of the BMW Car Club of America.

Future Events [\(See all\)](#)

Event	Type	Status	When
2010 Fall Teen Driving - Street Survival School	Teen Driving	Open	19-SEP-2010

facebook



North Star BMW CCA

Like 167

[North Star BMW CCA](#) on Facebook



Top Latest News Headlines [\(See all\)](#)

[Pee Power: Could Urine Help Charge EVs?](#) **NEW** [Read article...](#)

[BMW aims for small luxuries](#) **NEW** [Read article...](#)

[Roush released after two-week hospital stay](#) [Read article...](#)

[Online Boasting Leads Cops To Reckless Teen BMW Driver](#) [Read article...](#)

[Minn. crackdown on speeders nabs driver going 178 mph](#) [Read article...](#)

Store Search

Product Categories

- Database
- Middleware
- Enterprise Management
- Applications
- Infrastructure
- Support
- Oracle Solaris
- Systems
- Storage and Tape
- Networking Products
- Options & Spares
- All Products

Oracle Database Standard Edition (Perpetual License)

Consolidate, Compress, Control - Oracle Database, the world's #1 database. Start innovating today!



\$350.00 / Named User Plus

[Check minimum quantities](#)

Quantity:

Minimum order quantity: 5

[Add to Cart](#)



Oracle Open Office Standard Edition (Perpetual License)
\$49.95 / Application User

[Check minimum quantities](#)

Quantity:

[Add to Cart](#)



Oracle Diagnostics Pack (Perpetual License)
\$100.00 / Named User Plus

[Check minimum quantities](#)

Quantity:

[Add to Cart](#)



Enterprise Linux Network Support (1 Year)
~~\$119.00~~
\$107.10 / System

Quantity:

[Add to Cart](#)

Announcements | Welcome to Oracle Store: Your online site for new license purchases and support renewals. Can't find what you are looking for? Contact sales assistance on +1-888-672-2534.

Customer Successes

- Customers [discuss Oracle Database 11g](#)
- Oracle Enterprise Manager customer [e-book](#)
- Aval [deploys SOA, ensuring position as](#)

Resources

- Oracle Database 11g R2 [launch center](#)
- Oracle Fusion Middleware 11g [launch center](#)
- The world's #1 database tailored to meet

Contact Us

Sales Assistance
+1-888-672-2534
Customer Service
+1-866-322-0656



DeVry University



Undergraduate Education

Site Search

[Home](#) | [Programs](#) | [Locations](#) | [Admissions](#) | [Financial Aid](#) | [Student Services](#) | [Career Services](#) | [About DeVry](#)

[Get Info](#)

[Apply Online](#)

[Contact Us](#)

Admissions

[Apply Online](#)

[Admissions](#)

[Requirements](#)

[Select Programs](#)

[Requirements](#)

[Select Applicants](#)

[Requirements](#)

[Schedule Flexibility](#)

[Download](#)

[Preliminary Application](#)

[for Admission](#) (PDF format)

Apply TODAY!

Applying to DeVry has never
been easier!

[Click here](#) to apply online!



Applying to DeVry is easy and convenient. If you're a U.S. resident and at least 17 years old, you can apply online. Simply fill out and submit your application completely online! [Apply now!](#)

If you're not ready to fill out our online application or you're not a U.S. resident, contact us for [more information](#).

See how DeVry
works for **you**.

GET INFO

click here

Plsqlchallenge.com



290,651 quizzes played * 2,600 active players * US\$25,845 in prizes awarded

[Login](#) [Register](#)

- [Home](#)
- [Library](#)
- [Rankings](#)
- [Winners](#)
- [Messages](#)
- [Feedback](#)
- [FAQ](#)
- [Blog](#)

Welcome Developers! We're glad you're here!


Are you a PL/SQL developer or Oracle technologist who uses PL/SQL? Do you want to hone your PL/SQL skills, deepen your knowledge of the language - and along the way have fun and win some prizes? You've come to the right place!

The PL/SQL Challenge is a different, more active way to learn - through quiz play! It's free and straightforward: we offer a new PL/SQL quiz each weekday, plus additional, weekly quizzes on SQL and APEX. Lots of opportunities to both learn and showcase your skills. So you play, we keep score. You get ranked. And you can also win valuable prizes on a weekly, monthly and quarterly basis!

I've written ten books on the Oracle PL/SQL language; thousands of Oracle technologists have benefited from these books and my associated trainings. There are limitations, however, to how deeply you can understand a technology or feature simply by reading about it.

We hope that you enjoy the PL/SQL Challenge - and win the grand prize!

Steven Feuerstein



Stay Connected ----->

Say What? “”

"Loving the PL/SQL Challenge. I wish they did this for other languages!"

- From D.D.

[» See more quotes](#)

Please Visit Our Sponsors!

ORACLE
TECHNOLOGY NETWORK



Oracle

LIBRARY preview

Thousands of developers have been playing the PL/SQL Challenge since April 2010. Check out up to five past quizzes in our library. Register for unlimited access!

[» Visit the Library](#)

take a sample QUIZ

Developers have told us how much they learn from taking quizzes, instead of just reading about features. Try your hand at a PL/SQL quiz - then register so you can play each day!

[» Take Sample Quiz](#)

find your FRIENDS

Chances are you have friends and colleagues taking the Challenge!

- [» See List of Recent Winners](#)
- [» View the Recent Rankings](#)

Search by name or country

[» Advanced Search](#)

WHY REGISTER? - Testing your skills is the best way to learn!

MassCareOnline.com



Be Safe - Be Prepared

TONY Printer Friendly View Menu Logout

Home Incidents Shelters Families Actions Required

INCIDENTS

Instructions

no data found

Incidents

Rows 15

Status in 'Permanent, Active'

Name	Description	Start Date	End Date	Status	Incident Commander	Notes
Palatine fire rescue	-	16-MAY-11	16-MAY-11	Active	Wallis	-
XYZ Apartments Fire	123 Main St. Fourth and Fifth floors	11-MAY-11	-	Inactive	-	Dummy incident for testing purposes
Permanent Incident for Misc Animals	This permanent event is used for any miscellaneous event involving an animal not related to a specific real incident.	01-MAY-11	-	Permanent	-	-
Winter Storm of 2011	24-30 inches of snow	13-FEB-11	16-FEB-11	Active	Public Works	-

Konosso Website Builder



Inspiring Community Engagement

Home

Board of Trustees

Alumni Committee

Reports

Need Help

Search

Search



Welcome

Board of Trustees and Board Committee Members

to the

LGMC Private File Sharing Application



Calendar

Click on the 'Calendar' tab above for a view of upcoming Meetings and Events!

Please click on the appropriate button above (ie Board of Trustees; Alumni Committee) to access the most current message from Marcy and/or Toni as well as archived files and packets for upcoming meetings.

Need Help!

Please download 'Cheat Sheet' located at bottom of this page in the "Home" folder

Any questions or problems navigating or utilizing this site please do not hesitate to contact:

Alex Campbell

alex@emkdatasystems.com

(815) 861-5077

Select a folder by clicking its name

- Home (1 files)
- Board of Trustees
- Alumni Committee

Files in Home

Upload

File Type	Description	Name	Filesize (KB)	Details	Download
Brochure	"Cheat Sheet"	LGMC_File Share_Cheat Sheet.pdf	4		
			4		



Woodford Homes Inc.



Today, Woodford Homes Inc. provides quality, affordable homes for 61 disabled individuals in Macon County. The Board and its staff have developed expertise in many different areas of residential development for the disabled. Woodford Homes Inc. will continue to assess the housing needs of the disabled in our community and strive to meet these needs.

General Info - Woodford Homes, Inc. is a not-for-profit corporation founded in 1974. The basic mission of Woodford Homes, Inc. is to provide quality, affordable housing for developmentally, physically and mentally disabled individuals. Woodford Homes supplies the facilities and subcontracts with community agencies for building management and supervision. Woodford Homes, Inc. is guided by a seven member board and contracts with the Macon County Mental Health Board for administrative support.

Contact Us:

Macon County Mental Health Board
132 S. Water St., Suite 604
Decatur, IL 62523
217-423-6199

To date, Woodford Homes, Inc. has developed seven multifaceted homes in the Macon County area for individuals with disabilities.

Locations -



1025 West Wood

This apartment building on Decatur's west side provides fifteen apartments for developmentally disabled adults. A live-in manager also resides in the building.



Need Help?

If you are experiencing a mental health emergency, please call **Heritage Behavioral Health Center** at
(217) 362-6262
or go directly to the **St. Mary's Hospital** emergency room.

Konosso Project Management

TONY Main Menu

Home

Quick Company Entry

Quick Contact Entry

Quick Touch Point Entry

Files

Links

Appointments

Company Information

Cancel / Home Delete Apply Changes Reset Form

Name

Address1

Address2

City

State

Zip

Country

Business Phone

Ext

Fax Phone

E Mail

Website URL

Entered 07-AUG-08

By TONY

Modified 07-AUG-08

By TONY

Active Yes No

Status Suspect Prospect "A" Company "B" Company "C" Company

Offerings for ABC Company

Description	
Warehousing & Distribution	<input type="checkbox"/>
Reverse Logistics	<input type="checkbox"/>
Truckload	<input type="checkbox"/>
Air Freight	<input type="checkbox"/>
Trade Show	<input type="checkbox"/>
International	<input type="checkbox"/>
P.O.P.	<input type="checkbox"/>
LTL	<input type="checkbox"/>
1 - 8	

Contact Persons associated with this Company

Create NEW Contact (unique address) Create NEW Contact (Default to Company Address / Phone)

Show Inactive Contacts Yes No

No data found.

Questions

Menu.roman.com



Gifts and Decorations
for Every Celebration



TJEDLINSKI

Menu

Reports

Administration

Main Menu

Area	Application	More Info
Accounts Payable (AP)	Closed Receivers	Receivers that are ready for posting to the purchases journal.
Accounts Receivable (AR)	AR Reports	List by specific customer all open credit memos and the invoices they apply to.
Brand / Marketing	Dealer Locator Maintenance	Maintain Divisions, Categories, Product Groups, Departments, and Item Lists that appear in the Dealer Locator on www.roman.com.
	Product Development Overview	This application provides an overview of product development initiatives by department.
	Retailer Web Site Maintenance	Review and Edit Banner Message, Catalogs, Copyrights, Divisions, Features, Login Images, and News items that appear on the Roman, Inc. Retailer Web Site.
	Roman Survey	This form is used by Roman CUSTOMERS to take surveys.
	SKU-REduction Management	This application is used to manage the Items in the SKU Reduction program.
	Survey Administration	This application is used to set-up and analyze Customer and Sales Rep surveys.
	Web Descriptions	This application allow entry and maintenance of the Web description and romance copy fields for any item.
Credit	Retailer Web Site Application Approval	This application allows Credit to process customer applications that arrive via retailers.roman.com.
Customer Relations (CR)	Cancellation Analysis	This application is used to analyze cancellations for a period of time by reason and/or item ID. It includes a drill-down to store and order number details.
	Credit Memo Analysis	This application is used to analyze Credit Memos for a period of time by reason and/or item ID. It includes a drill-down to store and credit memo number details.

Executive dashboard



Wireless document scanning

Pick Slip Number

PS#

Last PS

Area Lines **0**

Location

Location

Wireless document scanning

Pick Slip Tracking Details

Time Stamp ▲	Username	Location	Description	Notes
28-JAN-04 10:19	SIMRAN	WAREHOUSE FLOOR	TO PICKING COORDINATOR	
28-JAN-04 10:19	SIMRAN	AGATA'S DESK	HELD BY AGATA	
				1 - 2

Scale Information (Packages)

[More Details](#)

Scale Date	Tracking ID	Weight	Total Charges	Carrier	Service	Char
29-JAN-04 00:00	1Z60798VW0350007194	4.2	4.9	UNITED PARCEL SERVICE	UPS GROUND	Y
report total:		4.2	4.9			
row(s) 1 - 1 of 1						

Invoice Information

Invoice Num	Shipped Date	Freight Amount	Misc Amount	Order Num	Requested Ship Date	Cancel Date
4978773	29-JAN-04	0	0	6245405	27-JAN-04	-
report total:		0	0			
row(s) 1 - 1 of 1						

Timing

* First Scan Location (required)	1-Area 1
Second Scan Location (optional)	N/A

Pick Area Summary


AREA ▲	ZONE	LINES	PICKS	VALUE	WEIGHT
4-	453	1	1	\$26.00	3.4
AREA total:		1	1	\$26.00	3.4
report total:		1	1	\$26.00	3.4


[Download to Excel](#)


Wireless document scanning


TJEDLIISKI

Parameters

* First Scan Location (required) 

* Start Date 

* End Date 

Second Scan Location (optional) 


Summary

Avg Print to Scan1 Hours	Avg Print to Scan1 Bus Hours	Avg Scan 1 to Scale Hours	Avg Scan 1 to Scale Bus Hours
2.9	2.3	86.3	10.4

Scan 1 to Scan 2 Average

Avg Scan 1 to Scan 2 Hours	Avg Scan 1 to Scan 2 Bus Hours
2.8	3.3

Point-to-Point Analysis

row(s) 1 - 100 of 672  [Next >](#)

Pick Slip Num	Printed Date	Print to Scan 1 Hours	Print to Scan 1 Bus Hrs	Time Stamp1	Time Stamp2	Scan 1 to 2 Hours	Scan 1 to 2 Bus Hrs	Scale Date
187001624	04/22/05 15:34	0.1	1	04/22/05 15:38			0	04/22/05 16:27
187451209	04/22/05 15:01	0.2	1	04/22/05 15:10			0	04/22/05 16:19
187400562	04/22/05 12:04	0.6	1	04/22/05 12:39			0	04/22/05 14:46
187412963	04/22/05	0.1	1	04/22/05			0	04/22/05

Light WMS (wireless apps)


Item ID

On Hand 1,089 PC Assy 0 PC

Minimum 1 Cur Comtd 30

Pick [43094U](#) Alt [none](#)

Assy Pick [none](#) Alt [none](#)



Tot Del	Del	Cons	Bulk ▲	Ctn Cnt	Ctn Qty		Tot	Code
			AE080B	10	30	PC	300	ROM
			AF091D	15	30	PC	450	ROM
			AF114C	9	30	PC	270	ROM
report total:				34			1,020	

Catalog production tool



Gifts and Decorations
for Every Celebration

Catalog Production Tool



TJEDLIISKI

Add Items

Page Assignment

Catalog Copy Generation

Dictionaries

Description Test

Parameters

Catalog

Page

Division

Show Photos

Rate of Sales Factor

Assign Pages

Department	Item	Page	Description	OH Qty	Avail Qty	Avg Cost	Whsle	Unsold Cost	LY Tot Qty	TY SB Qty	Monthly Sales	Proj Mth Sales	Months Supply
7086-ANGEL GIFTS	44300	<input type="text" value="10 - P 10"/> <input type="button" value="v"/>	3.25"ACRYLIC B'STONE ANGEL ORN	379	-2,069	\$1.14	\$2.50	\$0	9,292	11,468	956	478	0
7086-ANGEL GIFTS	44301	<input type="text" value="10 - P 10"/> <input type="button" value="v"/>	JAN ACRYLIC B'STONE ANGEL ORN	1,780	1,626	\$0.90	\$2.50	\$1,468	989	659	55	27	60
7086-ANGEL GIFTS	44302	<input type="text" value="10 - P 10"/> <input type="button" value="v"/>	FEB ACRYLIC B'STONE ANGEL ORN	745	569	\$0.91	\$2.50	\$515	1,462	838	70	35	16

Online Catalog

Selection Parameters

Division:

Department: JINGLE BUDDIES



Keywords:

Minimum Wholesale: Maximum Wholesale:

Items Per Page:

Item List (Ranked by last 12 months shipped + booked)

1 2 3 4 5 6 7 8 9 10 Next Set

ITEM	Description	Wholesale	Buy	Image (click to enlarge)
21920	JINGLE BUDDIES 2.5" TURKEY JINGLE BUDDIES(24) ORN W/DISPLAY	\$1.25	Add to Cart	
.....	JINGLE BUDDIES 4 25" SNOWMAN	Add	

B to B e-commerce



Gifts and Decorations
for Every Celebration

TJEDLIN

Navigation Menu

- My Home
 - Featured Products
 - Seasonal Products
 - **SALE!** Items
 - Top Products
 - News
 - Tips
- My Shopping
 - Shopping Cart
 - Shop by Item
 - Shop by Catalog
 - Shop by Category
 - Shop by Keyword
 - Suggested Products
- My Account
 - User Profile
 - Store Locations
 - Where To Buy
 - Current Statement
 - Invoice \ Credit Memo Search
 - Make Payments
 - UPC List
- My Orders
 - Open Orders
 - Order Search
- My Claims
 - Claim Search
 - Create Claim
- My Shipments
 - Recent Shipments
 - Shipment Search
- Talk to Roman

Welcome
TONY JEDLINSKI
of
ROMAN'S ART & GIFT
PALATINE, IL

Online Brochures Now Available!

Roman is pleased to offer online brochures featuring some of our best-selling items, all in stock and available for immediate shipment. Click on "Shop Featured Products" below.

Shop Featured Products



BOY'S NAVY BLUE
COMMUNION

[Go](#)

Shop **SALE!** Items



71356

Shop **SALE!** items for limited availability, high profit margin merchandise priced well below wholesale!

[Go](#)

Shop Seasonal Products



8" "May Angels Fill" Wood Angel Fig Nursery Message

[Go](#)

My Cart

● Items	0
● Qty	0
● Total	\$0.00

[View \ Edit My Cart](#)

[Start Shopping](#)

Top Products




- [161833](#) 7' PALM TREE/BROWN TRUNK
- [161834](#) 4.5' PALM TREE/BROWN TRUNK

News

- [Pay Invoices Online!](#)
- [SALE! Items](#)
- [Show Dates 2005](#)
- [Welcome!](#)

[All News](#)

B to B e-commerce

Featured Products		
	Baby Gifts Online Brochure	Go
	Baptism/Christening Online Brochure	Go
	First Communion Online Brochure	Go
	Mother's Day Online Brochure	Go

Item DetailItem # Qty **My Cart**

• Items	0
• Qty	0
• Total	\$0.00

Item Information**SALE!**

Item # 49783

UPC 089945163315

Full Description

Invoice Description **2.5"X10YD CANDY CANES W/
GINGERBREADMEN BURGUNDY RIBBON

Theme INSPIRATIONAL GIFTS**Division** CHRISTMAS**Materials** 100%NYLON**Dimensions** 2.5"W X 10YD**Suggested Retail** \$14.00**Wholesale** \$3.50**Minimum Qty** 4**Multiple Qty** 4**Sell UOM** RL**Image****Qty Pricing**

Qty	Wholesale
36	\$3.50

Availability

Now

Other Top Sellers Within This Theme

Item	Description	View Item
23951	8PC ST 17" WOOD-LK NATIVITY	<input type="button" value="Go"/>

B to B e-commerce

Step One: Select Invoices to Pay

Pay your Invoices online using Visa, MasterCard, Discover Card, or Electronic Check (ACH) payments!

Select the Invoices you wish to pay below by clicking in the Pay Invoice field. Click Continue when completed.

[Continue >](#)

To pay all Invoices, click Pay All.

[Pay All >](#)

Invoices Available for Payment

Pay Invoice	Inv	Purchase Order	Orig Bill Date	Orig Due Date	Orig Amt	Payment Amt	Disc Taken	Disc Allowed	Amt Due	
<input type="checkbox"/>	5229088	ST. JOSEPH HOME	02/25/2005	03/27/2005	\$264.04	\$0.00	\$0.00	\$0.00	\$264.04	PAST DUE

Online surveys

5232000

Question

Please rate your overall satisfaction with the PocketElite system during each of the time periods indicated below.

1	2	3	4	5
Not at all Satisfied	Not very Satisfied	Somewhat Satisfied	Very Satisfied	Extremely Satisfied

Choose your response for each

After NSM but before your first show

Suring ALL shows you attended (Show Mode)

1 - 2

Add comments in box below


Continue

Continue

Progress




This is question 1 of 5 questions.

Management reporting



Roman, Inc. Gifts and Decorations
for Every Celebration

Project Management

 Main Menu
  Print
  Logout


TJEDLINSKI
Current Status Report
MY Projects
MY Goals
Post MY NEW Weekly Update

Project Reports




TJEDLINSKI
▼
As of
22-APR-05
📅
Go

#	Project	Status	Next Steps	Timing	Goal
1	ARGUS fulfillment enhancements	Conducted three development meetings and two strategy meetings this week to review and finalize decisions regarding returns and shipping issues. Development is proceeding nicely.	IS to continue development.	Development to be completed 5/13	4
2	Software for Stockmen computers	Jeff reported minor issue with an obscure type of IV transfer.	Revise item_move procedure to adress issue reported. Assess productivity improvements after 30+ days usage	w/o 4/25	1
3	Bulk pick and fill in staging area	I did not work on this project this week.	Alter pick slip printing program to print page breaks at approx 25 cu ft intervals	w/o 4/25	3
4	Catalog production improvements	Testing completed successfully. FTP system for exchanging images with vendors is up and running.	Review performance improvements.	w/o 5/23	0
5	Warehouse capacity planning	Did not work on this project this week.	Work with DP to break classify the Warehouse TimeSheet data by areas (e.g. Production, QC, etc.) to see if we can break this statistic down to gauge the results of our various performance improvement initiatives.	w/o 5/16 (timing adjusted to enable us to do this development on new ARGUS server)	5
6	Train IS in HTML-DB development	Showed team how to use wizard to quickly create dictionary apps. Explained to Gail how editable reports work.	Transition SELECT and COUG apps to IDG	w/o 5/9	5

Management reporting



Roman, Inc.
 Gifts and Decorations
 for Every Celebration

 Main Menu
  Print
  Logout

Divisions

Categories

Product Groups

Departments

Item List

Item Details

Custom

Print Selected Depts

JEDLIINSKI

Department Selection

When printing, please set your printer orientation to Landscape.

Department

Include 'D' Status items No (Note: Report totals may not agree with previous page.)
 Yes

Items Per Page

[Go](#)

Item List

ITEM ▲	TO	CST	WHSL	ON HAND	PO TY	COM YTD	SLS LY	COM LYTD	SLS LY	TOT SLS
27519 Status = L	124	411	0	146	144	0	0			5
16"H VERT ELLIPTICAL GLS VASE	\$3.79	\$1,560	\$0	\$554	\$558	\$0	\$0			\$22
-	\$11.00	\$4,521	\$0	\$1,602	\$1,275	\$0	\$0			\$55
<hr/>										
27529 Status = L	50	401	0	51	38	0	0			5
20"H GLASS CYLINDER VASE	\$9.33	\$3,740	\$0	\$476	\$367	\$0	\$0			\$49
-	\$24.00	\$9,624	\$0	\$1,224	\$715	\$0	\$0			\$120
<hr/>										
27539 Status = L	123	346	0	144	206	0	0			5
6.5"H HORZ ELLIPTICAL GLS VASE	\$3.40	\$1,176	\$0	\$490	\$709	\$0	\$0			\$17
-	\$8.25	\$2,855	\$0	\$1,188	\$1,466	\$0	\$0			\$41
<hr/>										
27549 Status = L	110	314	0	123	115	0	0			5
11.75" SQUARE GLASS VASE	\$5.64	\$1,769	\$0	\$693	\$655	\$0	\$0			\$27
-	\$13.50	\$4,239	\$0	\$1,590	\$1,333	\$0	\$0			\$68

IS Process management



Roman, Inc.

Gifts and Decorations
for Every Celebration



Main Menu



Print



Log

TJEDLIHSKI

Queue
Statistics

Non-allocation
Items

Page

Introduction

This page "watches" the allocation processes running on Press the REFRESH button to update the data.

Last Refresh Date 27-APR-05 12:25:49 a.m.

Allocation Queue Length

Items In Queue

0

Pick Slip Assignment Queue Length

Stores In Queue

2847

Currently Allocating

Allocation not running.

Allocation Rate (last 24 hours)

HOURLY	ITEMS_REALLOCATED
26-APR-05 23	220
26-APR-05 22	649
26-APR-05 21	257
26-APR-05 20	338
26-APR-05 19	379
26-APR-05 18	97
26-APR-05 17	150
26-APR-05 16	109
26-APR-05 15	114

Currently Assigning Pick Slips for

Customer Num	Store Num	Name
7089543	7089543	CORNERSTONE

PS Assignment Rate (last 24 hours)

HOURLY	Stores Reassigned
27-APR-05 00	703
26-APR-05 23	2133
26-APR-05 22	876
26-APR-05 21	317
26-APR-05 20	1091
26-APR-05 19	1386
26-APR-05 18	1003
26-APR-05 17	1240

Help Desk Management

TJEDLINSKI [Main Menu](#) [Print](#) [Logout](#)

Help Desk

[New Requests](#)
[Open Requests](#)
[Closed Requests](#)
[Search Requests](#)

[Platforms](#)
[Priorities](#)
[Problem Types](#)
[Service Types](#)
[Sources](#)
[Staff](#)
[Statuses](#)

[New User](#)
[Search Users](#)

[AD Apps](#)
[AD DL Groups](#)
[AD SubGroups](#)
[Departments](#)
[Locations](#)
[Repatee Groups](#)
[Types](#)

Closed Requests

Closed Date between and

Totals

Total Requests: 1
 Total Time:
 Overall Avg Time:

Totals by Staff Member

	# Requests	Total Time	Avg Time
Amy Corbett	1	-	-

Closed Requests by Staff Member

Amy Corbett  1.0000

Total Time by Staff Member

Amy Corbett | 0.0000

Avg Time by Staff Member

Amy Corbett | 0.0000

Calendar

April 2005






Sun	Mon	Tue	Wed	Thu	Fri	Sat
					01	02
03	04	05	06	07	08	09
10	11	12	13	14	15	16
17	18	19	20	21	22	23
24	25	26	27	28	29	30

Req: 1
Time:
Avg:

Selling tools

 **Roman, Inc.** Gifts and Decorations
for Every Celebration

[Download to Excel](#)

Item ID ▲	Description	Avail. Qty	LP	LC	Current Whsle	Sugg.Retail	Image	Not
20604	MUS 7" SNOWFLK DEER W/SLEIGH FIG W/U "WINTER WONDERLAND"	1129	-	B.OK	\$20.00	\$40.00		-
22090	4.75"VARIOUS HOLIDAY BRACELETS W/DISPLAY {36} 6STYL CLAYDOUGH	6840	-	J.JA	\$3.00	\$6.00		-
24728	7"LITED SNOWMAN DAD/MOM GLOBE FIG 2ASST	2012	-	K.AN	\$10.00	\$20.00		-
45727	4.75"CARDINAL GARDEN VOTIVE W/CANDLE NATURE'S GARDEN	29	-	A.OS	\$6.50	\$13.00		-
45794	7.25" CARDINAL BIRDFEEDER PLA NATURE'S GARDEN	220	-	A.OA	\$6.25	\$12.50		-

Selling tools

TJEDLIISKI

Parameters

Customers

Labels

Parameters

Start Date  End Date 

Target Mail Items

Department

Item Count 2

Edit	Item ID ▲	Description1	Description2
<input type="button" value="EDIT"/>	0101	STONEWARE MADONNA & CHILD PLQ	
<input type="button" value="EDIT"/>	6	65"ALABASTERITE WALL ROSARY	
report total:	0	0	0

1-2

Selling tools

7181328
LIBRERIA SANTIAGO
DEL SOL 48 P.O BOX 285
SANTIAGO
DOMINICAN REPUB, . . .

5830800
ST. ANNE'S SHRINE GIFT SHOP

16 CHURCH ST
FISKDALE, MA. 01518-1111

7150981
CATHEDRAL RELIGIOUS STORE

665 OAK GROVE AVE
FALL RIVER, MA. 02720

7145328
CINDY'S GIFTS
DBA CARDSMART
80 TOWN LINE RD
ROCKY HILL, CT. 06067-1249

7056397
CINDY'S HALLMARK
BRANHAVEN PLAZA
1060 MAIN ST
BRANFORD, CT. 06405-3732

7121148
ORMEL
CALLE VELASO #465-467
SANTA CRUZ
BOLIVIA, . . .

7091094
PAULINE MEDIA
CENTRAL ADMINSTRATION
50 SAINT PAULS AVE
BOSTON, MA. 02130-3433

7100444
CINDY'S HALLMARK
COWESETT SHOPPING CENTER
300 QUAKER LN
WARWICK, RI. 02886-0159

7090277
GOOD SHEPHARD SHOP

422 KILLINGLY RD
POMFRET CENTER, CT. 06259-2302

7168785
WHISPER FROM HEAVEN

42 CENTER ST
WALLINGFORD, CT. 06492

7166936
SUPER FARMACIA SAN JOSE

300 SAN JOSE ST.
AIBONITO, PR. 00705

7160187
SEA WITCH

36 MAIN ST
FAIRHAVEN, MA. 02719

7124169
GREGG'S PHARMACY INC.
DBA GREGG S GIFTS MORE
269 GREENVILLE AVE
JOHNSTON, RI. 02919-2635

7148738
SUBURBAN CARD & GIFT
NORWICHTOWN MALL
42 TOWN ST
NORWICH, CT. 06360-2316

7155252
MADELYN'S IMPORTS

320 MAIN ST
EAST HAVEN, CT. 06512-2920

Advantages to IS

- Average time to develop 1 to 2 days per application
- User acceptance is excellent
- Accessibility – from anywhere with a browser
- Security – username / password
- Custom roles per user / app
- Maintain development and production versions of each app

Case Studies

Case Studies

- [NZBus Develops Applications 60% Faster with Application Express \(Mar 2010\)](#)
- [From Chaos to Order - Winning the Information Management Game: Oracle Application Express delivers an easy, fast, and free way to manage your business information \(Jul 2009\)](#)
- [Profit Online, Application Express: Crash Course in Modernization at Board of Governors for the State University System of Florida \(Mar 2009\)](#)
- [How to Improve Employee Productivity in Midsize Business: Highlighting Oracle Application Express \(Nov 2007\)](#)
- [Roman, Inc. Boosts Employees' Success through Accelerated Application Development \(Feb 2007\)](#)
- [Afibel Improves Responsiveness of Call Center, Boosting Customer Satisfaction \(Feb 2007\)](#)
- [endlichferien GbR Builds Fast, High Volume Portal to Connect Vacationers with Hosts \(Jan 2007\)](#)
- [Sonic Biochem Enhances Database Performance \(Dec 2006\)](#)
- [Forrester report, Oracle Application Express Helps Build Web Applications Quickly \(July 2006\)](#)
- [Standard Life Improves Information Sharing while Cutting Application Development Time by 70% \(July 2006\)](#)

Questions / Answers



Thank you



Tony Jedlinski

Tony@konoso.com